










1. Before you begin responding to questions regarding English language arts, we would like you to indicate your level of overall satisfaction with the educational program in the Piedmont Unified School District.

| | Response Percent | Response Count |
|---|------------------|----------------|
| Very Satisfied  | 40.4% | 101 |
| Satisfied  | 51.2% | 128 |
| Dissatisfied  | 8.0% | 20 |
| Very Dissatisfied  | 0.4% | 1 |
| <i>answered question</i> | | 250 |
| <i>skipped question</i> | | 0 |

2. Your student's grade during the 2009-2010 school year?

| | Response Percent | Response Count |
|--|------------------|----------------|
| Sixth  | 36.1% | 57 |
| Seventh  | 38.6% | 61 |
| Eighth  | 25.3% | 40 |
| <i>answered question</i> | | 158 |
| <i>skipped question</i> | | 92 |

3. Gender of student:

| | Response Percent | Response Count |
|---|------------------|----------------|
| Female  | 45.6% | 72 |
| Male  | 54.4% | 86 |
| <i>answered question</i> | | 158 |
| <i>skipped question</i> | | 92 |

5. Communications: In the past year, how have you remained informed about your student's English Language Arts progress and/or programing?

| | Response Percent | Response Count |
|---|--------------------------|----------------|
| My student has discussed their experience in English language arts at home. | 71.5% | 113 |
| I reviewed my student's completed homework. | 56.3% | 89 |
| I reviewed my student's graded work, quizzes, and tests. | 75.9% | 120 |
| I was informed by a Student Study Team. | 0.0% | 0 |
| I received the results of a special education asesment. | 12.0% | 19 |
| At Back to School Night. | 65.8% | 104 |
| I reviewed the school website. | 15.2% | 24 |
| I called or emailed the teacher with questions. | 29.7% | 47 |
| I met with the teacher when there were questions or concerns. | 29.1% | 46 |
| I participated in a 6th grade parent teacher conference. | 37.3% | 59 |
| Other (please specify) | | 12 |
| | answered question | 158 |
| | skipped question | 92 |

6. Parent Communications with Students

| | Yes | No | Response Count |
|--|--------------------|---------------------------------|----------------|
| Did you communicate with your student about English language arts by discussing the handouts the teacher provided at Back-to-School Night? | 53.2% (82) | 46.8% (72) | 154 |
| Did you communicate with your student about English language arts by discussing long-term projects? | 86.1% (136) | 13.9% (22) | 158 |
| Did you communicate with your student about English language arts by discussing the quarterly grammar requirements? | 25.8% (40) | 74.2% (115) | 155 |
| Did you communicate with your student about English language arts by reviewing and discussing their writing? | 93.5% (145) | 6.5% (10) | 155 |
| | | <i>answered question</i> | 158 |
| | | <i>skipped question</i> | 92 |

7. Frequency of Parent Communications with Students:

| | Daily | Weekly | Monthly | Quarterly | Less than Quarterly | I do not communicate with my student around this activity | Response Count |
|---|---------------|-----------------------------|---------------|-----------|---------------------|---|----------------|
| How often did you communicate with your student about English language arts by checking their agenda? | 10.2% (16) | 35.0% (55) | 13.4% (21) | 3.8% (6) | 12.1% (19) | 25.5% (40) | 157 |
| How often did you communicate with your student about English language arts homework? | 27.8% (44) | 48.7% (77) | 14.6% (23) | 0.6% (1) | 6.3% (10) | 1.9% (3) | 158 |
| How often did you communicate with your student about the writing they were assigned? | 18.4% (29) | 56.3% (89) | 15.8% (25) | 2.5% (4) | 5.7% (9) | 1.3% (2) | 158 |
| How often did you communicate with your student about the literature he/she was assigned? | 15.3% (24) | 52.9% (83) | 24.2% (38) | 3.8% (6) | 3.2% (5) | 0.6% (1) | 157 |
| | | | | | | <i>answered question</i> | 158 |
| | | | | | | <i>skipped question</i> | 92 |

8. School Communications to Parents:

| | Strongly Agree | Agree | Disagree | Strongly Disagree | Response Count |
|--|----------------|-------------------|------------|-------------------|----------------|
| I was satisfied with the amount of information I received regarding my student's progress in English Language Arts. | 17.7% (28) | 52.5% (83) | 26.6% (42) | 3.2% (5) | 158 |
| I was satisfied with the clarity of the information I received regarding my student's progress in English Language Arts. | 19.0% (30) | 50.6% (80) | 28.5% (45) | 1.9% (3) | 158 |
| I was satisfied with the frequency with which I received information regarding my student's progress in English Language Arts. | 17.8% (28) | 47.1% (74) | 31.2% (49) | 3.8% (6) | 157 |
| I sufficiently understood the course objectives of my student's reading and language arts or English class. | 15.4% (24) | 52.6% (82) | 25.0% (39) | 7.1% (11) | 156 |
| When I desire information about my student's performance in English Language Arts, I feel comfortable speaking with the classroom teacher. | 43.7% (69) | 48.1% (76) | 7.6% (12) | 0.6% (1) | 158 |
| <i>answered question</i> | | | | | 158 |
| <i>skipped question</i> | | | | | 92 |






9. Student Skill Level: Please indicate, relative to your parent expectations, how much your student improved in the past year in each of the following areas:

| | My student improved beyond my expectations | My student improved commensurate with my expectations | My student improved below my expectations | My student improved far below my expectations | Don't Know | Response Count |
|---|--|---|---|---|------------|----------------|
| Vocabulary | 13.3% (21) | 68.4% (108) | 13.9% (22) | 0.6% (1) | 4.4% (7) | 158 |
| Reading Fluency (i.e. speed) | 12.7% (20) | 66.2% (104) | 9.6% (15) | 1.9% (3) | 9.6% (15) | 157 |
| Reading Comprehension | 13.4% (21) | 65.0% (102) | 11.5% (18) | 1.9% (3) | 8.3% (13) | 157 |
| Literary Analysis (e.g. understanding plot and theme) | 15.2% (24) | 58.9% (93) | 17.1% (27) | 1.3% (2) | 8.9% (14) | 158 |
| Grammar | 7.0% (11) | 58.9% (93) | 24.1% (38) | 2.5% (4) | 8.2% (13) | 158 |
| Punctuation | 5.8% (9) | 61.5% (96) | 23.7% (37) | 3.2% (5) | 6.4% (10) | 156 |
| Organization of Written Ideas | 14.1% (22) | 52.6% (82) | 26.9% (42) | 3.2% (5) | 3.2% (5) | 156 |
| Development of Research Skills | 15.3% (24) | 58.0% (91) | 19.1% (30) | 1.3% (2) | 6.4% (10) | 157 |
| Use of sentence structure, grammar, and vocabulary in oral communication. | 8.9% (14) | 64.6% (102) | 19.0% (30) | 1.9% (3) | 5.7% (9) | 158 |
| answered question | | | | | | 158 |
| skipped question | | | | | | 92 |

10. Support and Challenge:

| | Strongly Agree | Agree | Disagree | Strongly Disagree | Don't Know | Response Count |
|--|----------------|-------------------|------------|-------------------|------------|----------------|
| My student is provided with sufficient challenge in reading. | 18.4% (29) | 50.0% (79) | 22.2% (35) | 6.3% (10) | 3.2% (5) | 158 |
| My student is provided with sufficient challenge in writing. | 19.7% (31) | 54.1% (85) | 17.2% (27) | 7.0% (11) | 1.9% (3) | 157 |
| My student is provided with sufficient support in reading. | 16.2% (25) | 56.5% (87) | 9.7% (15) | 4.5% (7) | 13.0% (20) | 154 |
| My student is provided with sufficient support in writing. | 15.4% (24) | 50.0% (78) | 17.9% (28) | 9.0% (14) | 7.7% (12) | 156 |
| <i>answered question</i> | | | | | | 158 |
| <i>skipped question</i> | | | | | | 92 |

11. If you would like, provide a brief comment about your experience of challenge and support for your student:

| | | Response Percent | Response Count |
|--|---|------------------|----------------|
| Comment if you believe the level of challenge was sufficient: |  | 35.7% | 25 |
| Comment if you believe the level of challenge was insufficient: |  | 47.1% | 33 |
| Comment if you believe the level of challenge was excessive: |  | 4.3% | 3 |
| Comment if you believe the level of support was sufficient |  | 30.0% | 21 |
| Comment if you believe the level of support was insufficient: |  | 30.0% | 21 |
| <i>answered question</i> | | | 70 |
| <i>skipped question</i> | | | 180 |

12. Reading Skills: From your perspective as a parent, how would you respond to the following:

| | Strongly Agree | Agree | Disagree | Strongly Disagree | Don't Know | Response Count |
|--|----------------|--------------------|------------|-------------------|--------------------------|----------------|
| I know what books were assigned in reading or English classes. | 21.5% (34) | 63.3% (100) | 12.7% (20) | 0.0% (0) | 2.5% (4) | 158 |
| My student enjoyed the assigned readings in Reading or English classes. | 15.9% (25) | 60.5% (95) | 17.2% (27) | 1.9% (3) | 4.5% (7) | 157 |
| My student's reading program provided sufficient instruction in vocabulary development. | 16.5% (26) | 52.5% (83) | 15.2% (24) | 3.2% (5) | 12.7% (20) | 158 |
| My student's reading program provided sufficient instruction in reading comprehension. | 11.5% (18) | 58.0% (91) | 12.7% (20) | 2.5% (4) | 15.3% (24) | 157 |
| My student's reading program provided sufficient instruction in literary analysis (e.g. identifying plot and theme). | 14.6% (23) | 53.8% (85) | 15.2% (24) | 0.6% (1) | 15.8% (25) | 158 |
| My student was guided to appropriately select books based on reading level. | 18.5% (29) | 45.9% (72) | 14.6% (23) | 4.5% (7) | 16.6% (26) | 157 |
| My student was guided to appropriately select books based on interest. | 18.7% (29) | 48.4% (75) | 14.2% (22) | 2.6% (4) | 16.1% (25) | 155 |
| Overall, my student's reading program met his/her needs. | 17.9% (28) | 53.8% (84) | 16.7% (26) | 3.8% (6) | 7.7% (12) | 156 |
| | | | | | answered question | 158 |
| | | | | | skipped question | 92 |

13. Writing

| | Strongly Agree | Agree | Disagree | Strongly Disagree | Don't Know | Response Count |
|--|----------------|-------------------|------------|-------------------|--------------------------|----------------|
| I know what types of writing were taught in English. | 16.5% (26) | 52.5% (83) | 20.9% (33) | 1.9% (3) | 8.2% (13) | 158 |
| My student was provided sufficient instruction in writing conventions such as grammar, punctuation, capitalization, spelling and usage appropriate to grade level. | 14.6% (23) | 55.1% (87) | 15.2% (24) | 3.2% (5) | 12.0% (19) | 158 |
| My student was learning to write in various styles and forms appropriate to the assignment and grade level, such as stories, research papers, poetry, or letters. | 21.2% (33) | 58.3% (91) | 9.6% (15) | 2.6% (4) | 8.3% (13) | 156 |
| The teacher encouraged my student to follow the writing process with introduction, modeling, editing, and revision. | 22.3% (35) | 52.2% (82) | 9.6% (15) | 2.5% (4) | 13.4% (21) | 157 |
| The amount of writing my student was asked to do is appropriate. | 17.7% (28) | 46.2% (73) | 24.1% (38) | 5.1% (8) | 7.0% (11) | 158 |
| Overall, my student's writing program meets his/her needs. | 17.1% (27) | 45.6% (72) | 25.9% (41) | 3.8% (6) | 7.6% (12) | 158 |
| | | | | | answered question | 158 |
| | | | | | skipped question | 92 |

14. Speaking Skills:

| | Strongly Agree | Agree | Disagree | Strongly Disagree | Don't Know | Response Count |
|---|----------------|-------------------|------------|-------------------|--------------------------|----------------|
| My student was provided sufficient instruction in the use of standard conventions (e.g. grammar and syntax) for speaking. | 16.8% (26) | 51.6% (80) | 7.7% (12) | 0.6% (1) | 23.2% (36) | 155 |
| My student was provided sufficient opportunity and guidelines to give oral presentations. | 15.9% (25) | 55.4% (87) | 13.4% (21) | 1.3% (2) | 14.0% (22) | 157 |
| Overall, the educational program supports my student's development of speaking skills. | 15.8% (25) | 55.1% (87) | 15.8% (25) | 1.3% (2) | 12.0% (19) | 158 |
| | | | | | <i>answered question</i> | 158 |
| | | | | | <i>skipped question</i> | 92 |

15. Homework Quantity and Difficulty Level

| | Just right | Too much | Not enough | Inconsistent | Don't Know | Response Count |
|---|--------------------|-----------|------------|--------------|--------------------------|----------------|
| The amount of English Language Arts homework my student received was generally: | 56.3% (89) | 6.3% (10) | 24.7% (39) | 8.2% (13) | 4.4% (7) | 158 |
| For my student the difficulty level of most English Language Arts homework was: | 64.3% (101) | 2.5% (4) | 21.7% (34) | 7.0% (11) | 4.5% (7) | 157 |
| | | | | | <i>answered question</i> | 158 |
| | | | | | <i>skipped question</i> | 92 |

16. Assessment:

| | Strongly Agree | Agree | Disagree | Strongly Disagree | Don't Know | Response Count |
|--|----------------|-------------------|-------------------|-------------------|--------------------------|----------------|
| The classroom assessment results (e.g. graded work, quizzes, tests) I received helped me to know whether or not my student is appropriately progressing. | 17.1% (27) | 53.8% (85) | 19.6% (31) | 3.2% (5) | 6.3% (10) | 158 |
| My student's report card was informative for my understanding of my student's progress in English Language Arts. | 13.9% (22) | 49.4% (78) | 28.5% (45) | 6.3% (10) | 1.9% (3) | 158 |
| STAR test results are important for understanding my student's progress. | 11.4% (18) | 46.2% (73) | 26.6% (42) | 12.7% (20) | 3.2% (5) | 158 |
| I would like more information to help me understand my student's STAR test scores in English Language Arts. | 8.3% (13) | 34.6% (54) | 38.5% (60) | 15.4% (24) | 3.2% (5) | 156 |
| My student received feedback from the teacher about writing that helped improve his/her writing skills. | 21.5% (34) | 48.1% (76) | 13.3% (21) | 3.8% (6) | 13.3% (21) | 158 |
| Papers were returned in a timely fashion so that my student could learn to be a better writer. | 23.4% (37) | 40.5% (64) | 10.1% (16) | 5.1% (8) | 20.9% (33) | 158 |
| Overall, I am pleased with the kinds of assessment information I was given about my child. | 18.5% (29) | 45.2% (71) | 25.5% (40) | 5.1% (8) | 5.7% (9) | 157 |
| | | | | | answered question | 158 |
| | | | | | skipped question | 92 |

17. Continuous Improvement: Identify one issue you would most like the site council to review during the English language arts curriculum review?

| | Response Count |
|--------------------------|----------------|
| | 89 |
| <i>answered question</i> | 89 |
| <i>skipped question</i> | 161 |