









1. Before you begin responding to questions regarding English language arts, we would like you to indicate your level of overall satisfaction with the educational program in the Piedmont Unified School District.

| | Response Percent | Response Count |
|---|------------------|----------------|
| Very Satisfied  | 28.1% | 61 |
| Satisfied  | 59.4% | 129 |
| Dissatisfied  | 11.5% | 25 |
| Very Dissatisfied  | 0.9% | 2 |
| <i>answered question</i> | | 217 |
| <i>skipped question</i> | | 0 |

2. Your student's grade during the 2009-2010 school year?

| | Response Percent | Response Count |
|---|------------------|----------------|
| Ninth  | 27.2% | 59 |
| Tenth  | 21.7% | 47 |
| Eleventh  | 30.9% | 67 |
| Twelfth  | 20.3% | 44 |
| <i>answered question</i> | | 217 |
| <i>skipped question</i> | | 0 |

3. High School of Attendance

| | Response Percent | Response Count |
|--|------------------|----------------|
| Piedmont High School | 100.0% | 217 |
| Millennium High School | 0.0% | 0 |
| My student was enrolled at MHS and PHS in the 2009-2010 school year. | 0.0% | 0 |
| <i>answered question</i> | | 217 |
| <i>skipped question</i> | | 0 |

4. Gender

| | Response Percent | Response Count |
|--------------------------|------------------|----------------|
| Female | 53.5% | 115 |
| Male | 46.5% | 100 |
| <i>answered question</i> | | 215 |
| <i>skipped question</i> | | 2 |

5. Please indicate if your student was identified for any of the following programs:

| | Response Percent | Response Count |
|--------------------------|------------------|----------------|
| GATE | 30.2% | 62 |
| English Learners | 0.5% | 1 |
| Special Education | 9.3% | 19 |
| None of the above | 60.0% | 123 |
| <i>answered question</i> | | 205 |
| <i>skipped question</i> | | 12 |

6. Communications: In the past year, how have you remained informed about your student's English Language Arts progress and/or programing?

| | Response Percent | Response Count |
|---|------------------|----------------|
| My student has discussed their experience in English class at home. | 83.8% | 181 |
| I reviewed my student's completed homework. | 36.6% | 79 |
| I reviewed my student's graded work, quizzes, and tests. | 46.8% | 101 |
| I was informed by a Student Study Team. | 1.9% | 4 |
| I received the results of a special education asesment. | 6.0% | 13 |
| At Back to School Night. | 75.0% | 162 |
| I reviewed the school website. | 18.1% | 39 |
| I called or emailed the teacher with questions. | 30.1% | 65 |
| I met with the teacher when there were questions or concerns. | 12.0% | 26 |
| I reviewed an individual teachers online gradebook or website. | 33.3% | 72 |
| Other (please specify) | | 21 |
| answered question | | 216 |
| skipped question | | 1 |

7. Parent Communications with Students

| | Yes | No | Response Count |
|--|--------------------|---------------------------------|----------------|
| Did you communicate with your student about his/her English class by discussing the handouts the teacher provided at Back-to-School Night? | 69.5% (148) | 30.5% (65) | 213 |
| Did you communicate with your student about his/her English class by discussing long-term projects? | 81.4% (175) | 18.6% (40) | 215 |
| Did you communicate with your student about his/her English class by reviewing and discussing with your student their writing? | 73.2% (156) | 26.8% (57) | 213 |
| Did you communicate with your student about his/her English class by reviewing and discussing with your student their reading? | 74.9% (158) | 25.1% (53) | 211 |
| | | <i>answered question</i> | 217 |
| | | <i>skipped question</i> | 0 |

8. Frequency of Parent Communications with Students:

| | Daily | Weekly | Monthly | Quarterly | Less than Quarterly | My student does not communicate with me around this area. | Response Count |
|---|------------|--------------------|------------|-----------|---------------------|---|----------------|
| How often did you communicate with your student about English class by checking their agenda? | 5.6% (12) | 21.6% (46) | 13.6% (29) | 4.2% (9) | 13.6% (29) | 41.3% (88) | 213 |
| How often did you communicate with your student about English homework? | 14.0% (30) | 49.1% (105) | 17.3% (37) | 5.1% (11) | 4.7% (10) | 9.8% (21) | 214 |
| How often did you communicate with your student about the English class writing they were assigned? | 7.9% (17) | 47.2% (101) | 22.4% (48) | 7.9% (17) | 5.1% (11) | 9.3% (20) | 214 |
| How often did you communicate with your student about the English literature he/she was assigned? | 8.4% (18) | 47.4% (102) | 24.2% (52) | 7.0% (15) | 4.7% (10) | 8.4% (18) | 215 |
| | | | | | | <i>answered question</i> | 217 |
| | | | | | | <i>skipped question</i> | 0 |

9. School Communications to Parents:

| | Strongly Agree | Agree | Disagree | Strongly Disagree | Response Count |
|--|----------------|--------------------|------------|--------------------------|----------------|
| I was satisfied with the amount of information I receive regarding my student's progress in his/her English class. | 13.9% (30) | 48.1% (104) | 31.5% (68) | 6.5% (14) | 216 |
| I was satisfied with the clarity of the information I received regarding my student's progress in his/her English class. | 14.1% (30) | 46.0% (98) | 31.5% (67) | 8.5% (18) | 213 |
| I was satisfied with the frequency with which I received information regarding my student's progress in his/her English class. | 14.5% (31) | 43.0% (92) | 33.2% (71) | 9.3% (20) | 214 |
| I sufficiently understood the course objectives of my student's English class. | 16.2% (35) | 60.6% (131) | 17.1% (37) | 6.0% (13) | 216 |
| When I desire information about my student's performance in English class, I feel comfortable speaking with the classroom teacher. | 30.7% (65) | 55.7% (118) | 9.9% (21) | 3.8% (8) | 212 |
| | | | | answered question | 217 |
| | | | | skipped question | 0 |


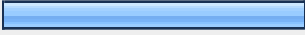



10. Student Improvement: Please indicate, relative to your parent expectations, how much your student improved in the past year in each of the following areas:

| | My student improved beyond my expectations | My student improved commensurate with my expectations | My student improved below my expectations | My student improved far below my expectations | Don't Know | Response Count |
|---|--|---|---|---|------------|----------------|
| Vocabulary | 6.9% (15) | 68.2% (148) | 11.5% (25) | 2.3% (5) | 11.1% (24) | 217 |
| Reading Comprehension | 6.5% (14) | 60.6% (131) | 16.7% (36) | 3.2% (7) | 13.4% (29) | 216 |
| Literary Analysis (e.g. understanding plot and theme) | 12.9% (28) | 53.9% (117) | 17.1% (37) | 3.7% (8) | 12.9% (28) | 217 |
| Grammar | 3.3% (7) | 60.5% (130) | 18.1% (39) | 5.6% (12) | 13.0% (28) | 215 |
| Punctuation | 3.3% (7) | 57.9% (124) | 19.6% (42) | 4.2% (9) | 15.0% (32) | 214 |
| Organization of Written Ideas | 11.2% (24) | 51.2% (110) | 20.5% (44) | 6.5% (14) | 10.7% (23) | 215 |
| Development of Research Skills | 9.7% (21) | 55.1% (119) | 16.2% (35) | 4.2% (9) | 15.3% (33) | 216 |
| answered question | | | | | | 217 |
| skipped question | | | | | | 0 |

11. Support and Challenge:

| | Strongly Agree | Agree | Disagree | Strongly Disagree | Don't Know | Response Count |
|---|----------------|--------------------|------------|-------------------|------------|----------------|
| My student was provided with sufficient challenge in reading. | 22.1% (48) | 49.3% (107) | 14.7% (32) | 2.8% (6) | 11.1% (24) | 217 |
| My student was provided with sufficient challenge in writing. | 21.7% (47) | 43.3% (94) | 18.4% (40) | 7.4% (16) | 9.2% (20) | 217 |
| My student was provided with sufficient support in reading. | 19.5% (42) | 47.9% (103) | 8.8% (19) | 4.2% (9) | 19.5% (42) | 215 |
| My student was provided with sufficient support in writing. | 18.7% (40) | 37.4% (80) | 19.6% (42) | 9.3% (20) | 15.0% (32) | 214 |
| <i>answered question</i> | | | | | | 217 |
| <i>skipped question</i> | | | | | | 0 |

12. If you would like, provide a brief comment about your experience of challenge and support for your student:

| | | Response Percent | Response Count |
|--|---|------------------|----------------|
| Comment if you believe the level of challenge was sufficient: |  | 34.9% | 30 |
| Comment if you believe the level of challenge was insufficient: |  | 45.3% | 39 |
| Comment if you believe the level of challenge was excessive: |  | 11.6% | 10 |
| Comment if you believe the level of support was sufficient: |  | 22.1% | 19 |
| Comment if you believe the level of support was insufficient: |  | 41.9% | 36 |
| <i>answered question</i> | | | 86 |
| <i>skipped question</i> | | | 131 |

13. Reading Skills: From your perspective as a parent, how would you respond to the following:

| | Strongly Agree | Agree | Disagree | Strongly Disagree | Don't Know | Response Count |
|--|----------------|--------------------|------------|-------------------|------------|----------------|
| I know what books were assigned in English. | 33.3% (72) | 54.2% (117) | 6.0% (13) | 0.0% (0) | 6.5% (14) | 216 |
| My student enjoyed assigned readings in English class. | 14.4% (31) | 46.5% (100) | 27.0% (58) | 5.6% (12) | 6.5% (14) | 215 |
| My student's English class provided sufficient instruction in vocabulary development. | 16.2% (35) | 54.6% (118) | 13.9% (30) | 2.3% (5) | 13.0% (28) | 216 |
| My student's English class provided sufficient instruction in reading comprehension. | 10.2% (22) | 54.6% (118) | 12.0% (26) | 3.2% (7) | 19.9% (43) | 216 |
| My student's English class provided sufficient instruction in literary analysis (e.g. identifying plot and theme). | 18.5% (40) | 53.2% (115) | 12.5% (27) | 3.2% (7) | 12.5% (27) | 216 |
| My student was guided to appropriately select independent reading books based on reading level. | 13.1% (28) | 41.8% (89) | 16.9% (36) | 7.0% (15) | 21.1% (45) | 213 |
| My student was guided to appropriately select independent reading books based on interest. | 14.5% (31) | 44.9% (96) | 13.6% (29) | 6.1% (13) | 21.0% (45) | 214 |
| Overall, the reading program in English class met my student's needs. | 14.4% (31) | 53.2% (115) | 18.5% (40) | 4.6% (10) | 9.3% (20) | 216 |
| answered question | | | | | | 217 |
| skipped question | | | | | | 0 |

14. Writing

| | Strongly Agree | Agree | Disagree | Strongly Disagree | Don't Know | Response Count |
|--|----------------|--------------------|------------|-------------------|--------------------------|----------------|
| I know what types of writing were assigned in English. | 18.6% (40) | 56.7% (122) | 12.6% (27) | 0.9% (2) | 11.2% (24) | 215 |
| My student was provided sufficient instruction in writing conventions such as grammar, punctuation, capitalization, spelling and usage appropriate to grade level. | 13.5% (29) | 49.8% (107) | 15.3% (33) | 5.1% (11) | 16.3% (35) | 215 |
| My student was learning to write in various styles and forms appropriate to the assignment and grade level, such as stories, research papers, poetry, or letters. | 17.2% (37) | 44.7% (96) | 18.1% (39) | 7.4% (16) | 12.6% (27) | 215 |
| The teacher encouraged my student to follow the writing process with introduction, modeling, editing, and revision. | 17.7% (38) | 46.5% (100) | 10.7% (23) | 5.1% (11) | 20.0% (43) | 215 |
| The amount of writing my student was asked to do is appropriate. | 16.4% (35) | 43.2% (92) | 18.3% (39) | 11.3% (24) | 10.8% (23) | 213 |
| Overall, my student's writing program mets his/her needs. | 16.4% (35) | 39.0% (83) | 23.5% (50) | 10.3% (22) | 10.8% (23) | 213 |
| | | | | | answered question | 217 |
| | | | | | skipped question | 0 |

15. Speaking Skills:

| | Strongly Agree | Agree | Disagree | Strongly Disagree | Don't Know | Response Count |
|---|----------------|-------------------|------------|-------------------|--------------------------|----------------|
| My student was provided sufficient instruction in the use of standard conventions (e.g. grammar and syntax) for speaking. | 11.1% (24) | 42.1% (91) | 10.2% (22) | 3.2% (7) | 33.3% (72) | 216 |
| My student was provided sufficient opportunity and guidelines to give oral presentations. | 12.1% (26) | 37.2% (80) | 14.4% (31) | 4.7% (10) | 31.6% (68) | 215 |
| Overall, the English class supported my student's development of speaking skills. | 13.1% (28) | 36.9% (79) | 15.0% (32) | 3.7% (8) | 31.3% (67) | 214 |
| | | | | | <i>answered question</i> | 217 |
| | | | | | <i>skipped question</i> | 0 |

16. Homework Quantity and Difficulty Level

| | Just right | Too much | Not enough | Inconsistent | Don't Know | Response Count |
|---|--------------------|------------|------------|--------------|--------------------------|----------------|
| The amount of English homework my student received was generally: | 53.4% (111) | 11.1% (23) | 13.5% (28) | 10.1% (21) | 12.0% (25) | 208 |
| For my student the difficulty level of most English homework was: | 57.4% (120) | 4.8% (10) | 20.1% (42) | 6.7% (14) | 11.0% (23) | 209 |
| | | | | | <i>answered question</i> | 212 |
| | | | | | <i>skipped question</i> | 5 |

17. English Assessment:

| | Strongly Agree | Agree | Disagree | Strongly Disagree | Don't Know | Response Count |
|--|----------------|--------------------|--------------------|-------------------|--------------------------|----------------|
| The classroom assessment results (e.g. graded work, quizzes, and tests) I received helped me know whether or not my student was appropriately progressing. | 11.7% (25) | 42.5% (91) | 20.1% (43) | 6.5% (14) | 19.2% (41) | 214 |
| My student's report card was informative for my understanding of my student's progress in English class. | 13.0% (28) | 48.6% (105) | 26.9% (58) | 7.4% (16) | 4.2% (9) | 216 |
| STAR test results are important for understanding my student's progress. | 6.5% (14) | 35.3% (76) | 30.7% (66) | 17.2% (37) | 10.2% (22) | 215 |
| I would like more information to help me understand my student's STAR test scores in English Language Arts. | 2.3% (5) | 23.4% (50) | 48.6% (104) | 17.3% (37) | 8.4% (18) | 214 |
| My student received feedback from the teacher about writing that helped improve his/her writing skills. | 14.6% (31) | 33.5% (71) | 19.3% (41) | 9.0% (19) | 23.6% (50) | 212 |
| Papers were returned in a timely fashion so that my student could learn to be a better writer. | 13.6% (29) | 37.4% (80) | 13.1% (28) | 9.3% (20) | 26.6% (57) | 214 |
| Overall, I am pleased with the kinds of assessment information I was given about my student. | 11.8% (25) | 42.9% (91) | 28.8% (61) | 8.0% (17) | 8.5% (18) | 212 |
| | | | | | answered question | 217 |
| | | | | | skipped question | 0 |

18. Continuous Improvement: Identify one issue you would most like the site council to review during the English language arts curriculum review?

| | Response Count |
|--------------------------|----------------|
| | 133 |
| <i>answered question</i> | 133 |
| <i>skipped question</i> | 84 |