

The Smarter Balanced Assessments for Math are organized by three areas, or claims.

## Mathematics Areas (Claims) For Grades Three, Four, and Five

$$\frac{a}{b} = c$$

### Concepts & Procedures

Applying mathematical concepts and procedures



### Problem Solving & Modeling/Data Analysis

Using appropriate tools and strategies to solve real world and mathematical problems



### Communicating Reasoning

Demonstrating ability to support mathematical conclusions

# MATHEMATICS

Emily's overall score is: **2279**

AREA

PERFORMANCE

**Problem Solving &  
Modeling/Data Analysis**

**Below Standard**

*Using appropriate tools and strategies to solve real world and mathematical problems*

**Concepts & Procedures**

**Below Standard**

*Applying mathematical concepts and procedures*

**Communicating Reasoning**

**Below Standard**

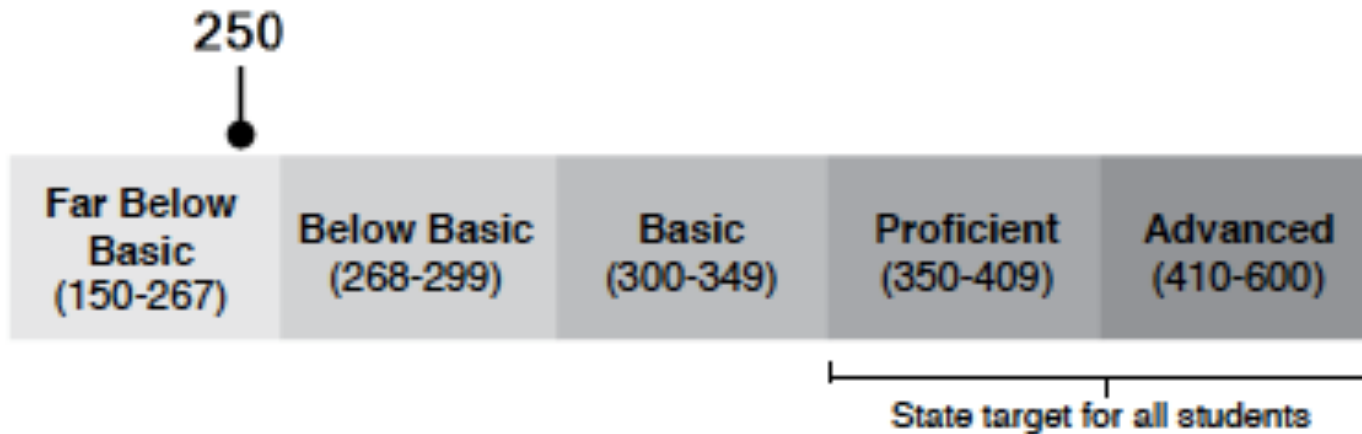
*Demonstrating ability to support mathematical conclusions*

Sample Score Report

# Emily's Results on the California Standards Test

## SCIENCE

Emily's score is **250 - Far Below Basic**



Emily's score of 250 is in the Far Below Basic level on California Standards Test for Science.

To meet federal test requirements, California administered the California Standards Test for science to all students in grades 5, 8, and 10. This test is not aligned with California's recently adopted Next Generation Science Standards (NGSS). Assessments based on these standards are being developed.

# Early Assessment Program (EAP)

The California State University (CSU) and participating California Community Colleges (CCCs) will use the English language arts/literacy and mathematics assessments of the CAASPP System to determine Emily's 2015 EAP status, which will provide an indicator of Emily's predicted readiness to take college-level English and mathematics courses when Emily begins college.

The CAASPP overall score for English language arts/literacy and mathematics on the front of this report may be used to provide an early indicator of Emily's readiness for college-level work as described below

<b>Standard Exceeded:</b> Ready for English and/or mathematics college-level coursework.	<b>Standard Met:</b> Conditionally Ready for English and/or mathematics college-level coursework.
<b>Standard Nearly Met:</b> Not yet demonstrating readiness for English and/or mathematics college-level coursework.	<b>Standard Not Met:</b> Not demonstrating readiness for English and/or mathematics college-level coursework.

Review the information at <http://CSUSuccess.org/> to see how this information can help avoid the need for additional testing upon entering a CSU or CCC.

# Early Assessment Program (EAP)

Students who are identified at Achievement Level 4 in English or mathematics will be classified as ready for college-level coursework and will be exempt from taking the CSU English Placement Test (EPT) or Entry Level Mathematics (ELM) exam if they enroll at a CSU school.

Students who choose at the time of testing not to release their results, but decide later to do so, will be required to provide a copy of this CAASPP Student Score Report to the specific CSU campus or participating CCC.

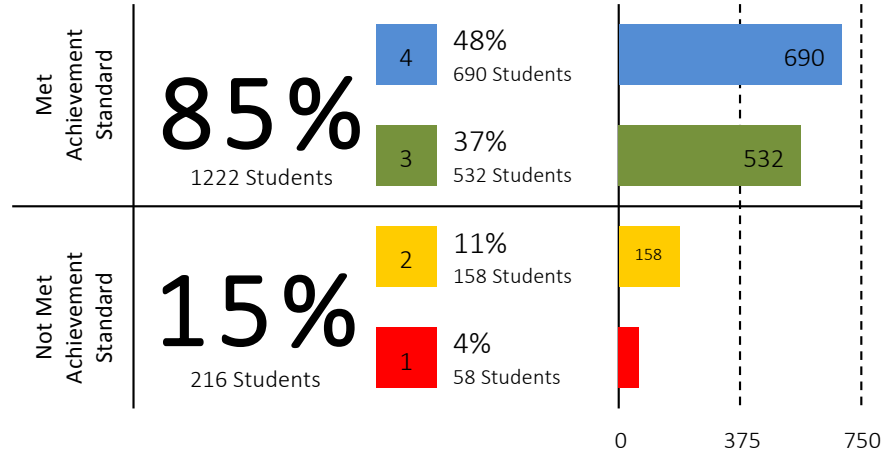


## CAASPP Smarter Balanced

Performance Summary 14-15

ELA Summative Grades 3-8, 11


Overall Performance: 1,438 Students Tested



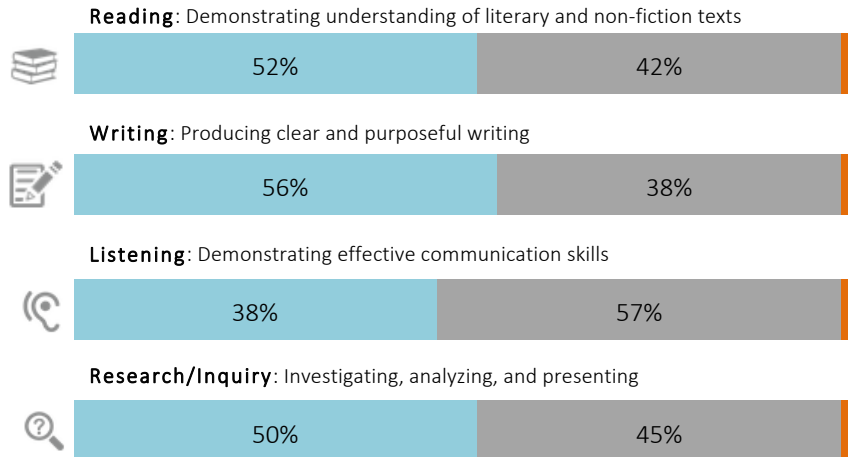
### Overall Score Levels



### Claim Score Levels



### Claim Performance: Percent of Students at Each Level



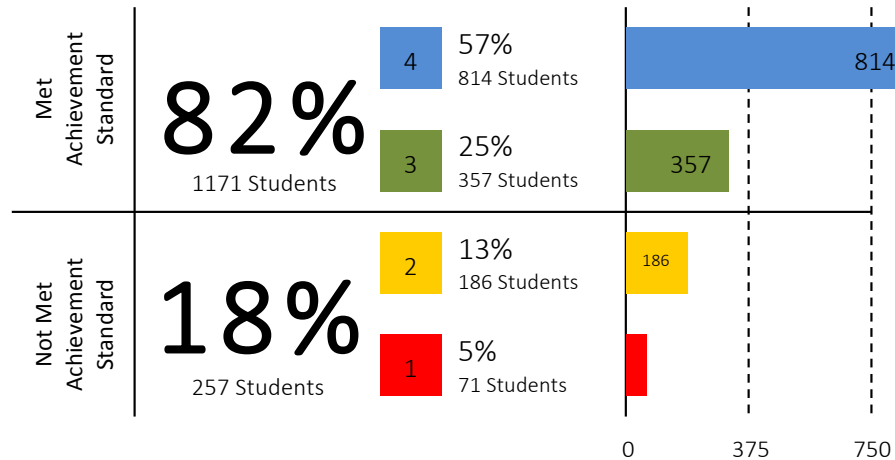


## CAASPP Smarter Balanced

Performance Summary 14-15

Math Summative Grades 3-8, 11

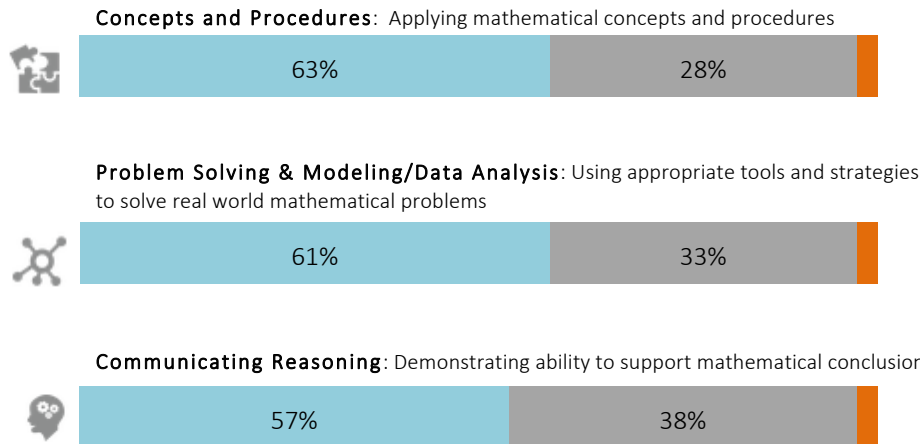
### Overall Performance: 1,428 Students Tested



#### Overall Score Levels



#### Claim Performance: Percent of Students at Each Level



#### Claim Score Levels



The following chart provides overall CAASPP results for Piedmont Unified as well as other unified school districts that are historically comparable to Piedmont Unified. The values indicate the percentage of test-takers (grades 3-8, 11) who either “met” or “exceeded” the Common Core Standards in English Language Arts/Literacy and Mathematics.

Unified School District	English Language Arts/Literacy: Standard Exceeded/Met	Mathematics: Standard Exceeded/Met
<b>Piedmont Unified</b>	<b>85%</b>	<b>82%</b>
Arcadia Unified	77%	75%
Irvine Unified	77%	74%
La Cañada Unified	85%	82%
Los Alamitos Unified	74%	65%
Manhattan Beach Unified	81%	71%
Oak Park Unified	77%	68%
Palo Alto Unified	83%	83%
Palos Verdes Unified	77%	73%
Pleasanton Unified	80%	73%
San Marino Unified	84%	84%
San Ramon Unified	81%	73%
South Pasadena Unified	77%	75%
Alameda County	52%	44%
California	44%	33%



# 3<sup>rd</sup> Grade – English Language Arts

## Smarter Balanced Performance Summary

### Grade 3 ELA Summative

Site: **Piedmont Unified School District**  
 Roster Date: **Control Panel (09-30-2015)**  
 Grade Levels: **All**  
 English Proficiencies: **All**  
 Reported Race: **All Reported Races**  
 Gender(s): **Male & Female**  
 Special Education: **Special & Non Special**  
 Socio-Economic: **SED & Not SED**

More information about this report can be found at [help.illuminateed.com](http://help.illuminateed.com).

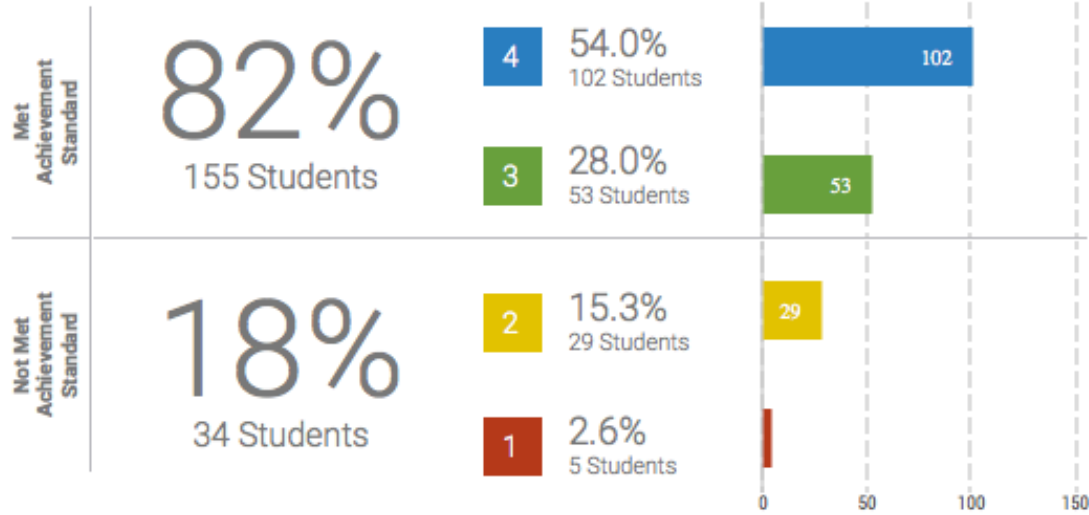
#### Overall Score Levels

- 4 Exceeded the Standard
- 3 Met the Standard
- 2 Nearly Met the Standard
- 1 Has Not Met the Standard

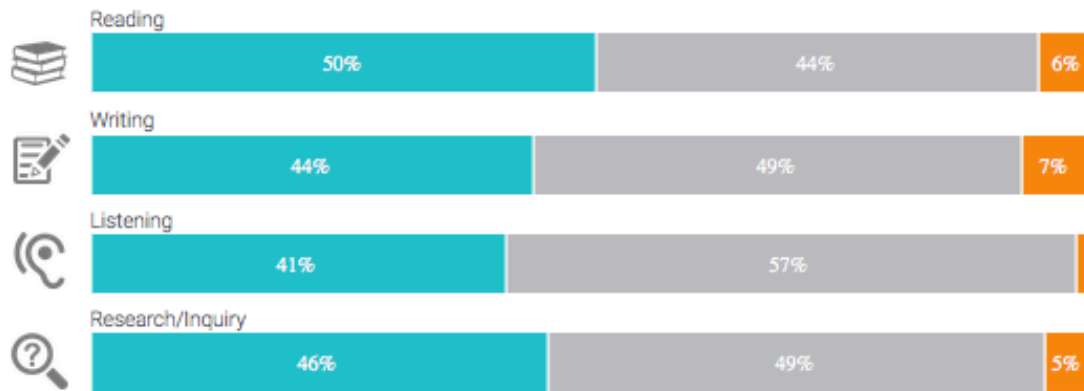
#### Claim Score Levels

- Above Standard
- At / Near Standard
- Below Standard

### Overall Performance: 189 Students Tested



### Claim Performance: Percent of Students at Each Level



ADDITIONAL FILTERS APPLIED: Courses: **All Courses** Group: **all**

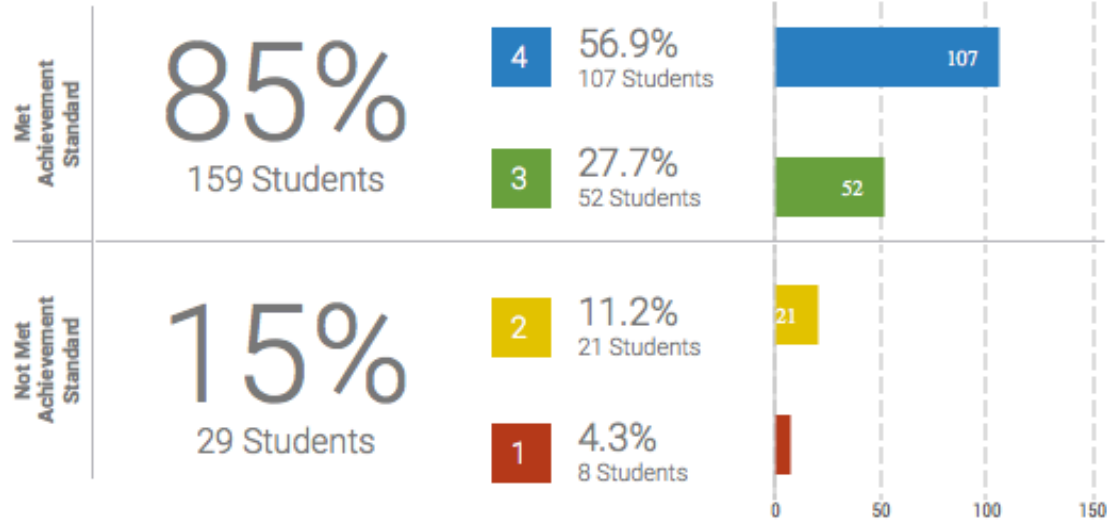
## Smarter Balanced Performance Summary

### Grade 3 Math Summative

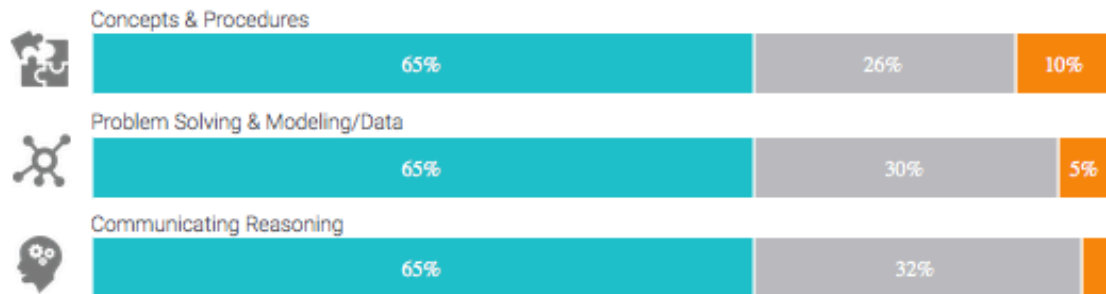
Site: Piedmont Unified School District  
 Roster Date: Control Panel (09-30-2015)  
 Grade Levels: All  
 English Proficiencies: All  
 Reported Race: All Reported Races  
 Gender(s): Male & Female  
 Special Education: Special & Non Special  
 Socio-Economic: SED & Not SED

More information about this report can be found at [help.illuminateed.com](http://help.illuminateed.com).

### Overall Performance: 188 Students Tested



### Claim Performance: Percent of Students at Each Level



#### Overall Score Levels

- 4 Exceeded the Standard
- 3 Met the Standard
- 2 Nearly Met the Standard
- 1 Has Not Met the Standard

#### Claim Score Levels

- Above Standard
- At / Near Standard
- Below Standard

# 7<sup>th</sup> Grade – English Language Arts

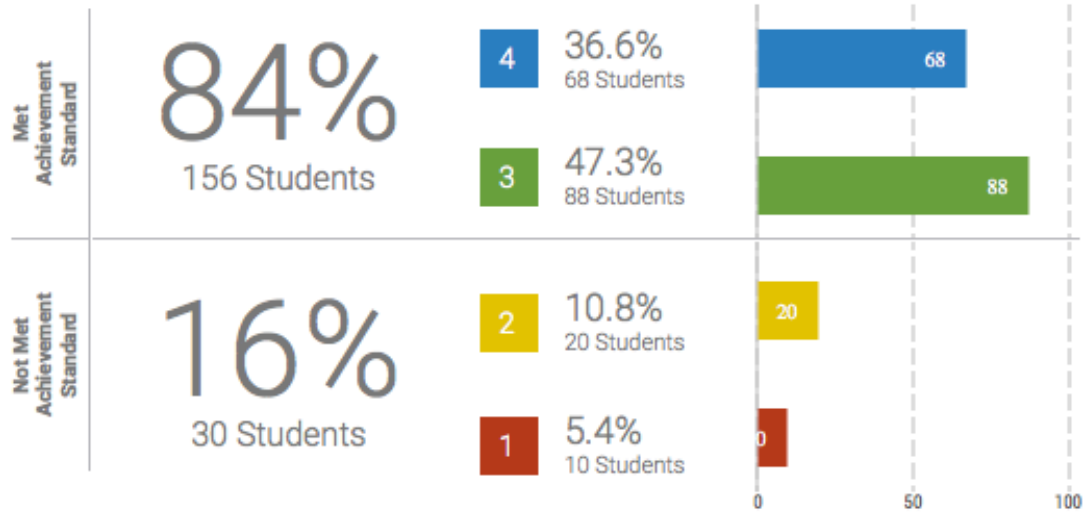
## Smarter Balanced Performance Summary

### Grade 7 ELA Summative

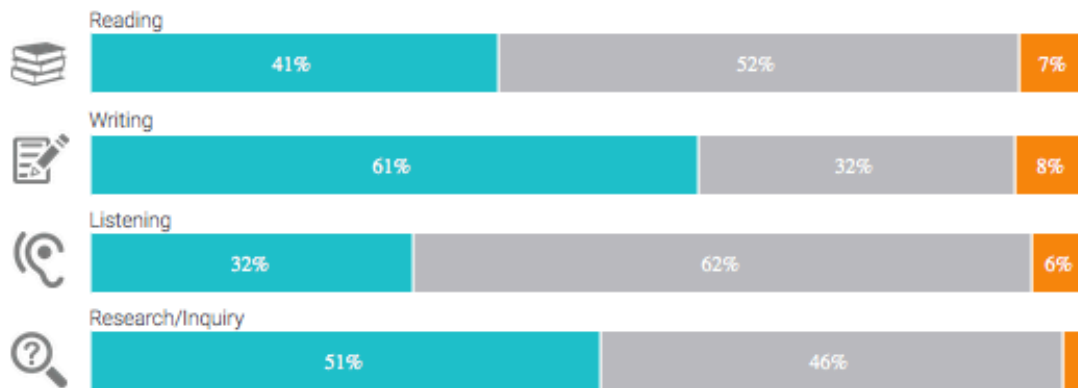
Site: **Piedmont Middle School**  
 Roster Date: **Control Panel (09-30-2015)**  
 Grade Levels: **All**  
 English Proficiencies: **All**  
 Reported Race: **All Reported Races**  
 Gender(s): **Male & Female**  
 Special Education: **Special & Non Special**  
 Socio-Economic: **SED & Not SED**

More information about this report can be found at [help.illuminateed.com](http://help.illuminateed.com).

### Overall Performance: 186 Students Tested



### Claim Performance: Percent of Students at Each Level



ADDITIONAL FILTERS APPLIED: Classes: **All Classes** Students: **All Students** Group: **all**

#### Overall Score Levels

- 4 Exceeded the Standard
- 3 Met the Standard
- 2 Nearly Met the Standard
- 1 Has Not Met the Standard

#### Claim Score Levels

- Above Standard
- At / Near Standard
- Below Standard

# 7<sup>th</sup> Grade – Mathematics

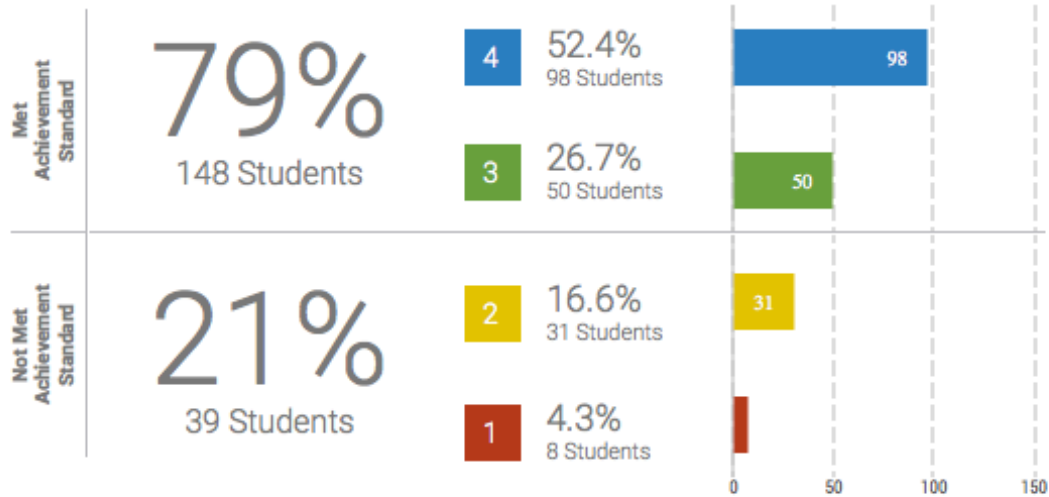
## Smarter Balanced Performance Summary

### Grade 7 Math Summative

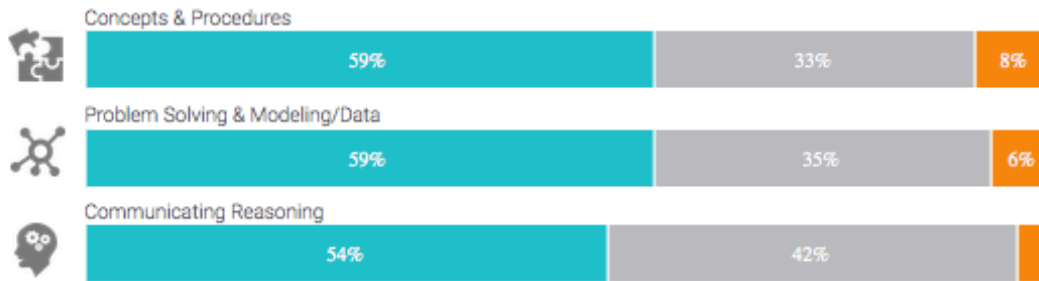
Site: **Piedmont Middle School**  
 Roster Date: **Control Panel (09-30-2015)**  
 Grade Levels: **All**  
 English Proficiencies: **All**  
 Reported Race: **All Reported Races**  
 Gender(s): **Male & Female**  
 Special Education: **Special & Non Special**  
 Socio-Economic: **SED & Not SED**

More information about this report can be found at [help.illuminateed.com](http://help.illuminateed.com).

### Overall Performance: 187 Students Tested



### Claim Performance: Percent of Students at Each Level



#### Overall Score Levels

- 4 Exceeded the Standard
- 3 Met the Standard
- 2 Nearly Met the Standard
- 1 Has Not Met the Standard

#### Claim Score Levels

- Above Standard
- At / Near Standard
- Below Standard