


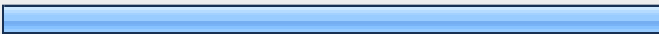


1. Before you begin responding to questions regarding English language arts, we would like you to indicate your level of overall satisfaction with the educational program in the Piedmont Unified School District.

	Response Percent	Response Count
Very Satisfied 	40.0%	34
Satisfied 	48.2%	41
Dissatisfied 	11.8%	10
Very Dissatisfied	0.0%	0
<i>answered question</i>		85
<i>skipped question</i>		0

2. Which was your student's school during the 2009-2010 school year?

	Response Percent	Response Count
Beach	0.0%	0
Havens Jr. 	100.0%	85
Wildwood	0.0%	0
<i>answered question</i>		85
<i>skipped question</i>		0

3. Your student's grade during the 2009-2010 school year?

	Response Percent	Response Count
Kindergarten	10.6%	9
First	16.5%	14
Second	29.4%	25
Third	18.8%	16
Fourth	22.4%	19
Fifth	2.4%	2
answered question		85
skipped question		0

4. Gender:

	Response Percent	Response Count
Female	56.5%	48
Male	43.5%	37
answered question		85
skipped question		0

5. Please indicate if your child participated in any of the following programs:

	Response Percent	Response Count
Special Education <input type="checkbox"/>	5.0%	4
GATE <input type="checkbox"/>	3.8%	3
English Learners <input type="checkbox"/>	2.5%	2
None of the above <input type="checkbox"/>	91.3%	73
<i>answered question</i>		80
<i>skipped question</i>		5











6. Did your student receive Reading Resource support in 2009-2010?

	Response Percent	Response Count
Yes <input type="checkbox"/>	15.3%	13
No <input type="checkbox"/>	84.7%	72
<i>answered question</i>		85
<i>skipped question</i>		0

7. Reading Resource:

	Strongly Agree	Agree	Disagree	Strongly Disagree	Response Count
My student made improvements in reading with the support of Reading Resource.	61.5% (8)	15.4% (2)	15.4% (2)	7.7% (1)	13
I received sufficient communication regarding my students progress from the Reading Resource teacher.	46.2% (6)	15.4% (2)	23.1% (3)	15.4% (2)	13
The classroom and Reading Resource teachers worked together to support my student in reading.	58.3% (7)	8.3% (1)	16.7% (2)	16.7% (2)	12
				<i>answered question</i>	13
				<i>skipped question</i>	72

8. Communications: In the past year, how have you remained informed about your student's English Language Arts progress and/or programing?

		Response Percent	Response Count
I spoke with my student about their experience with reading and writing.		78.1%	57
I assisted my student with their homework.		87.7%	64
I reviewed my student's corrected work, quizzes, and/or tests.		84.9%	62
I was informed by a Child Study Team.		6.8%	5
I received the results of a special education asesment.		9.6%	7
I received information at Back to School Night.		76.7%	56
I called or emailed the teacher with questions.		43.8%	32
I met with the teacher when there were questions or concerns.		43.8%	32
I participated in parent teacher conferences.		98.6%	72
I received information at Open House.		69.9%	51
	Other (please specify)		0
answered question			73
skipped question			12

9. Frequency of Parent Communications with Students:

	Daily	Weekly	Monthly	Quarterly	Less than Quarterly	Not Applicable	Response Count
How often did you communicate with your student about English language arts homework?	38.4% (28)	45.2% (33)	6.8% (5)	2.7% (2)	4.1% (3)	2.7% (2)	73
How often did you review and discuss with your student their writing?	28.8% (21)	47.9% (35)	13.7% (10)	4.1% (3)	2.7% (2)	2.7% (2)	73
How often did you review and discuss with your student their reading?	56.2% (41)	35.6% (26)	2.7% (2)	2.7% (2)	0.0% (0)	2.7% (2)	73
answered question							73
skipped question							12

10. School Communications to Parents:

	Strongly Agree	Agree	Disagree	Strongly Disagree	Response Count
I am satisfied with amount of information I receive regarding my student's progress in English Language Arts.	23.3% (17)	50.7% (37)	24.7% (18)	1.4% (1)	73
I am satisfied with the clarity of the information I receive regarding my student's progress in English Language Arts.	21.9% (16)	53.4% (39)	20.5% (15)	4.1% (3)	73
I am satisfied with the frequency with which I receive information regarding my student's progress in English Language Arts.	18.3% (13)	56.3% (40)	22.5% (16)	2.8% (2)	71
When I desire information about my student's performance in English Language Arts, I feel comfortable speaking with the classroom teacher.	56.3% (40)	36.6% (26)	7.0% (5)	0.0% (0)	71
<i>answered question</i>					73
<i>skipped question</i>					12






11. Student Skill Level: Please indicate, relative to your parent expectations, much your student improved in the past year in each of the following areas:

	My student improved beyond my expectations	My student improved commensurate with my expectations	My student improved below my expectations	My student improved far below my expectations	Not Applicable	Don't Know
Vocabulary	12.3% (9)	72.6% (53)	11.0% (8)	1.4% (1)	1.4% (1)	1.4% (1)
Reading fluency (i.e. speed)	17.8% (13)	49.3% (36)	28.8% (21)	1.4% (1)	2.7% (2)	1.4% (1)
Reading comprehension	13.7% (10)	60.3% (44)	21.9% (16)	1.4% (1)	2.7% (2)	1.4% (1)
Grammar	6.8% (5)	71.2% (52)	15.1% (11)	4.1% (3)	1.4% (1)	2.7% (2)
Punctuation	4.2% (3)	60.6% (43)	26.8% (19)	4.2% (3)	2.8% (2)	2.8% (2)
Organization of written ideas	12.3% (9)	47.9% (35)	27.4% (20)	4.1% (3)	4.1% (3)	4.1% (3)
Development of research skills	8.2% (6)	63.0% (46)	11.0% (8)	1.4% (1)	6.8% (5)	9.6% (7)
Use of sentence structure, grammar, and vocabulary in oral communication	8.2% (6)	72.6% (53)	12.3% (9)	2.7% (2)	1.4% (1)	2.7% (2)
					<i>answered question</i>	
					<i>skipped question</i>	

12. Challenge and Support:

	Strongly Agree	Agree	Disagree	Strongly Disagree	Don't Know	Response Count
My student was provided with sufficient challenge in reading.	21.9% (16)	58.9% (43)	15.1% (11)	1.4% (1)	2.7% (2)	73
My student was provided with sufficient challenge in writing.	21.9% (16)	50.7% (37)	21.9% (16)	2.7% (2)	2.7% (2)	73
My student was provided with sufficient support in reading.	20.5% (15)	54.8% (40)	15.1% (11)	1.4% (1)	8.2% (6)	73
My student was provided with sufficient support in writing.	19.4% (14)	51.4% (37)	22.2% (16)	2.8% (2)	4.2% (3)	72
<i>answered question</i>						73
<i>skipped question</i>						12

13. If you would like, provide a brief comment about your experience of challenge and support for your student:

		Response Percent	Response Count
Comment if you believe the level of challenge is sufficient:		25.9%	7
Comment if you believe the level of challenge is insufficient:		55.6%	15
Comment if you believe the level of challenge is excessive:		3.7%	1
Comment if you believe the level of support is sufficient:		25.9%	7
Comment if you believe the level of support is insufficient:		22.2%	6
<i>answered question</i>			27
<i>skipped question</i>			58

14. Reading Skills: From your perspective as a parent, how would you respond to the following:

	Strongly Agree	Agree	Disagree	Strongly Disagree	Don't Know	Not Applicable	Response Count
I know what books/stories were being read in class.	15.1% (11)	57.5% (42)	21.9% (16)	2.7% (2)	1.4% (1)	1.4% (1)	73
My student enjoys reading.	49.3% (36)	24.7% (18)	19.2% (14)	5.5% (4)	0.0% (0)	1.4% (1)	73
My student's reading program provided sufficient instruction in decoding words (i.e. sounding out words).	20.5% (15)	47.9% (35)	9.6% (7)	4.1% (3)	12.3% (9)	5.5% (4)	73
My student's reading program provided sufficient instruction in vocabulary development.	16.4% (12)	53.4% (39)	12.3% (9)	4.1% (3)	12.3% (9)	1.4% (1)	73
My student's reading program provided sufficient instruction in reading comprehension.	17.8% (13)	52.1% (38)	15.1% (11)	1.4% (1)	12.3% (9)	1.4% (1)	73
My student was guided to select books appropriately based on reading level.	24.7% (18)	41.1% (30)	9.6% (7)	2.7% (2)	16.4% (12)	5.5% (4)	73
My student was guided to select books appropriately based on interest.	21.9% (16)	49.3% (36)	6.8% (5)	1.4% (1)	16.4% (12)	4.1% (3)	73
Overall, my student's reading program met his/her needs.	16.7% (12)	50.0% (36)	18.1% (13)	4.2% (3)	9.7% (7)	1.4% (1)	72
<i>answered question</i>							73
<i>skipped question</i>							12

15. Writing

	Strongly Agree	Agree	Disagree	Strongly Disagree	Don't Know	Not Applicable	Response Count
I know what types of writing were taught.	20.5% (15)	56.2% (41)	11.0% (8)	4.1% (3)	6.8% (5)	1.4% (1)	73
My student was provided sufficient instruction in writing conventions such as grammar, punctuation, capitalization, spelling and word usage appropriate to grade level.	16.4% (12)	54.8% (40)	9.6% (7)	2.7% (2)	13.7% (10)	2.7% (2)	73
My student was learning to write in various styles and forms appropriate to the assignment and grade level, such as stories, research papers, poetry, or letters.	26.4% (19)	52.8% (38)	4.2% (3)	2.8% (2)	5.6% (4)	8.3% (6)	72
Overall, my student's writing program met his/her needs.	19.4% (14)	51.4% (37)	16.7% (12)	4.2% (3)	6.9% (5)	1.4% (1)	72
<i>answered question</i>							73
<i>skipped question</i>							12

16. Speaking Skills:

	Strongly Agree	Agree	Disagree	Strongly Disagree	Don't Know	Not Applicable	Response Count
My student was provided sufficient opportunity and guidelines to give oral presentations.	13.9% (10)	52.8% (38)	12.5% (9)	0.0% (0)	15.3% (11)	5.6% (4)	72
Overall, the educational program supported my student's development of speaking skills.	15.7% (11)	51.4% (36)	17.1% (12)	0.0% (0)	12.9% (9)	2.9% (2)	70
<i>answered question</i>							73
<i>skipped question</i>							12

17. Homework Quantity and Difficulty Level

	Just right	Too much	Not enough	Inconsistent	Don't Know	Not Applicable	Response Count
The amount of English Language Arts homework my student received was generally:	56.2% (41)	5.5% (4)	26.0% (19)	5.5% (4)	1.4% (1)	5.5% (4)	73
For my student, the difficulty level of most English Language Arts homework was:	49.3% (36)	5.5% (4)	31.5% (23)	6.8% (5)	1.4% (1)	5.5% (4)	73
						answered question	73
						skipped question	12

18. Assessment:

	Strongly Agree	Agree	Disagree	Strongly Disagree	Don't Know	Not Applicable	Response Count
The classroom assessment results (e.g. corrected homework, quizzes, tests, etc.) I received help me know whether or not my student was appropriately progressing.	23.3% (17)	43.8% (32)	23.3% (17)	2.7% (2)	0.0% (0)	6.8% (5)	73
My student's report card was informative for my understanding of my student's progress in English Language Arts.	23.6% (17)	61.1% (44)	13.9% (10)	0.0% (0)	0.0% (0)	1.4% (1)	72
STAR test results (grades 2-5) are important for understanding my student's progress.	13.7% (10)	35.6% (26)	16.4% (12)	5.5% (4)	9.6% (7)	19.2% (14)	73
I would like more information to help me understand my student's STAR test scores in English Language Arts.	13.9% (10)	25.0% (18)	30.6% (22)	4.2% (3)	6.9% (5)	19.4% (14)	72
Overall, I was pleased with the kinds of assessment information I was given about my child.	16.7% (12)	56.9% (41)	18.1% (13)	8.3% (6)	0.0% (0)	0.0% (0)	72
						answered question	73
						skipped question	12

19. Continuous Improvement: Identify one issue you would most like the site council to review during the English language arts curriculum review?

	Response Count
	38
<i>answered question</i>	38
<i>skipped question</i>	47