




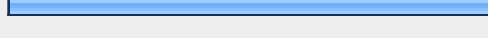


Piedmont High School Needs Assessment Survey

1. Please indicate the number of students you have attending at any of the following sites.						
	1	2	3	4	5	Response Count
Beach Elementary School	86.7% (13)	13.3% (2)	0.0% (0)	0.0% (0)	0.0% (0)	15
Havens Elementary School	73.1% (19)	15.4% (4)	7.7% (2)	3.8% (1)	0.0% (0)	26
Wildwood Elementary School	70.0% (7)	10.0% (1)	20.0% (2)	0.0% (0)	0.0% (0)	10
Piedmont Middle School	82.8% (72)	14.9% (13)	2.3% (2)	1.1% (1)	0.0% (0)	87
Piedmont High School	80.5% (289)	18.9% (68)	0.6% (2)	0.3% (1)	0.0% (0)	359
Millennium High School	85.7% (6)	0.0% (0)	14.3% (1)	0.0% (0)	0.0% (0)	7
	<i>answered question</i>					369
	<i>skipped question</i>					14

2. How long have you and your family been residents of Piedmont?			
		Response Percent	Response Count
One year or less		2.5%	9
Two to three years		4.4%	16
Four to five years		5.2%	19
Six to seven years		5.2%	19
Eight to nine years		8.7%	32
Ten years or more		74.1%	272
	<i>answered question</i>		367
	<i>skipped question</i>		16

3. How many of your student(s) in Kindergarten through 12th grade attend a school outside of the school district?							
	1	2	3	4	5	6	7
Number of Students	65.4% (34)	26.9% (14)	5.8% (3)	0.0% (0)	0.0% (0)	0.0% (0)	1.9% (1)

4. For your student(s) that attend Piedmont High School, what grade are they in for the 2008-2009 academic year?						
	Child 1	Child 2	Child 3	Child 4	Child 5	Response Count
Ninth	91.7% (77)	7.1% (6)	1.2% (1)	0.0% (0)	0.0% (0)	84
Tenth	86.1% (68)	15.2% (12)	0.0% (0)	0.0% (0)	0.0% (0)	79
Eleventh	82.0% (73)	15.7% (14)	2.2% (2)	0.0% (0)	0.0% (0)	89
Twelfth	85.5% (65)	15.8% (12)	1.3% (1)	0.0% (0)	0.0% (0)	76
	<i>answered question</i>					277
	<i>skipped question</i>					106

5. Language Arts						
	Strongly Agree	Agree	Disagree	Strongly Disagree	Don't Know	Response Count
H1. My student's reading skills are continuing to be developed.	28.7% (79)	57.5% (158)	9.1% (25)	2.5% (7)	2.2% (6)	275
H2. My student is learning to appreciate different forms of literature such as short stories and novels.	29.8% (82)	53.5% (147)	11.3% (31)	1.5% (4)	4.0% (11)	275
H3. My student is being taught writing conventions such as grammar, punctuation, capitalization, and spelling appropriate to grade level.	26.8% (73)	50.4% (137)	11.4% (31)	5.1% (14)	6.3% (17)	272
H4. My student is taught to write in various styles and forms appropriate to the assignment and grade level, such as expository, narrative, research, and poetry.	25.3% (69)	49.8% (136)	13.6% (37)	3.3% (9)	8.1% (22)	273
H5. My student is able to revise and edit her/his written work.	27.7% (76)	51.1% (140)	14.6% (40)	3.6% (10)	2.9% (8)	274
H6. I see continuing improvement in my student's writing.	22.9% (61)	55.6% (148)	13.9% (37)	2.3% (6)	5.3% (14)	266
H7. Considering their current grade level, I am satisfied with the quality of my child's writing.	23.2% (63)	41.9% (114)	26.8% (73)	5.5% (15)	2.6% (7)	272
H8. The language arts program is building my student's confidence when speaking or reading in front of a group (oral presentation skills).	24.3% (66)	44.1% (120)	14.0% (38)	5.9% (16)	11.8% (32)	272
H9. My student has sufficient opportunities to make oral presentations across the curriculum.	22.0% (60)	45.8% (125)	14.7% (40)	1.5% (4)	16.1% (44)	273
H10. My student accomplishes his/her language arts homework with only a reasonable amount of help.	33.5% (91)	50.4% (137)	9.6% (26)	4.0% (11)	2.6% (7)	272
H11. My student is provided with						

sufficient support in school to meet her/his needs in the language arts program.	24.7% (67)	43.9% (119)	19.2% (52)	5.2% (14)	7.0% (19)	271
H12. My student is provided with sufficient challenge in the language arts program.	24.2% (66)	47.6% (130)	17.2% (47)	4.4% (12)	6.6% (18)	273
H13. Overall, my student's language arts program meets his/her needs.	21.6% (58)	48.5% (130)	22.0% (59)	4.1% (11)	3.7% (10)	268
	<i>answered question</i>					275
	<i>skipped question</i>					108

6. Mathematics						
	Strongly Agree	Agree	Disagree	Strongly Disagree	Don't Know	Response Count
H14. My student is placed in the appropriate math class for his/her ability and performance.	33.1% (89)	57.2% (154)	5.6% (15)	1.5% (4)	2.6% (7)	269
H15. My student's math program addresses math concepts appropriate to the grade level and course being taken.	27.9% (75)	62.8% (169)	3.3% (9)	1.9% (5)	4.1% (11)	269
H16. The math program applies math concepts to "real world" situations (e.g., reading graphs, interpreting statistics, calculating measurements...)	16.0% (43)	46.5% (125)	8.9% (24)	3.7% (10)	24.9% (67)	269
H17. The math program offers a good balance between hands-on experience, problem solving strategies, basic skill practice and conceptual understanding.	13.8% (37)	43.5% (117)	11.5% (31)	5.9% (16)	25.3% (68)	269
H18. My student accomplishes his/her math homework with only a reasonable amount of help.	27.9% (75)	45.7% (123)	16.4% (44)	8.6% (23)	1.5% (4)	269
H19. My student is provided with sufficient support from the school in math when needed.	18.0% (48)	48.9% (130)	16.5% (44)	9.4% (25)	7.1% (19)	266
H20. My student is provided with sufficient challenge in math.	26.7% (71)	57.1% (152)	9.4% (25)	3.0% (8)	3.8% (10)	266
H21. Overall, my student's math program meets his/her needs.	20.2% (54)	53.6% (143)	17.6% (47)	6.7% (18)	1.9% (5)	267
	<i>answered question</i>					271
	<i>skipped question</i>					112

7. Science						
	Strongly Agree	Agree	Disagree	Strongly Disagree	Don't Know	Response Count
H22. My student's science program provides a variety of hands on experience and lab experiments that require critical thinking, observing, recording and drawing conclusions.	22.2% (60)	58.9% (159)	8.9% (24)	1.1% (3)	8.9% (24)	270
H23. The science program is helping to stimulate my child's interest in science.	17.2% (46)	43.7% (117)	26.1% (70)	9.3% (25)	3.7% (10)	268
H24. My student accomplishes his/her science homework with only a reasonable amount of help.	22.9% (61)	56.4% (150)	15.4% (41)	3.8% (10)	1.5% (4)	266
H25. My student is provided with sufficient support from the school in science when needed.	16.8% (45)	51.1% (137)	17.5% (47)	6.3% (17)	8.2% (22)	268
H26. My student is provided with sufficient challenge in science.	18.7% (50)	59.3% (159)	13.4% (36)	1.5% (4)	7.1% (19)	268
H27. My student is being taught writing conventions appropriate to the subject of science (e.g. lab write-ups).	11.9% (32)	48.1% (129)	10.8% (29)	3.7% (10)	25.4% (68)	268
H28. My student is taught to write scientific research papers.	6.7% (18)	33.5% (90)	24.9% (67)	8.6% (23)	26.4% (71)	269
H29. My student has the opportunity to explore various course pathways in the science curriculum.	13.0% (35)	46.1% (124)	18.2% (49)	3.7% (10)	19.0% (51)	269
H30. Overall, the science program is providing my child with appropriate skills and knowledge in the area of science.	13.8% (37)	56.3% (151)	17.5% (47)	4.9% (13)	7.5% (20)	268
	answered question					270
	skipped question					113

8. Social Studies						
	Strongly Agree	Agree	Disagree	Strongly Disagree	Don't Know	Response Count
H31. My student's social studies program develops an understanding of the world by studying people, countries, and cultures.	31.3% (79)	54.4% (137)	4.4% (11)	2.4% (6)	7.5% (19)	252
H32. My student's social studies program develops knowledge of geography, history, and government.	29.5% (74)	55.4% (139)	6.4% (16)	1.6% (4)	7.2% (18)	251
H33. My student is learning critical thinking skills and is making connections between current events and events in the past.	28.2% (71)	48.4% (122)	9.5% (24)	3.2% (8)	10.7% (27)	252
H34. My student accomplishes his/her social studies homework with only a reasonable amount of help.	33.9% (85)	54.2% (136)	4.0% (10)	1.6% (4)	6.4% (16)	251
H35. My student is provided with sufficient support from the school in social studies when needed.	22.6% (57)	46.0% (116)	10.3% (26)	3.6% (9)	17.5% (44)	252
H36. My student is provided with sufficient challenge in social studies.	20.1% (50)	55.0% (137)	12.0% (30)	2.4% (6)	10.4% (26)	249
H37. My student is being taught writing conventions such as grammar, punctuation, capitalization, and spelling appropriate to grade level in his/her social studies class.	16.4% (41)	37.6% (94)	13.2% (33)	6.4% (16)	26.4% (66)	250
H38. My student is taught to write in a style appropriate to the social sciences, such as research papers.	16.1% (40)	40.6% (101)	12.9% (32)	6.4% (16)	24.1% (60)	249
H39. Overall, my child's social studies program meets his/her needs.	18.0% (45)	57.6% (144)	9.2% (23)	6.0% (15)	9.2% (23)	250
	answered question					252
	skipped question					131

9. World Language					
	Spanish	French	Mandarin	None	Response Count
H40. Choose which language your child studies:	58.4% (150)	21.4% (55)	10.9% (28)	9.3% (24)	257
	<i>answered question</i>				257
	<i>skipped question</i>				126

10. World Language (continued)						
	Strongly Agree	Agree	Disagree	Strongly Disagree	Don't Know	Response Count
H41. My student's foreign language program develops an understanding of the language, including vocabulary, grammar, and conversation.	22.2% (54)	59.3% (144)	11.1% (27)	3.7% (9)	3.7% (9)	243
H42. My student is being taught writing conventions such as grammar, punctuation, capitalization, and spelling appropriate to grade level in his/her foreign language class.	20.7% (50)	51.2% (124)	13.2% (32)	3.7% (9)	11.2% (27)	242
H43. My student is taught to write in various styles and forms appropriate for their level of foreign language development.	15.3% (37)	41.3% (100)	14.0% (34)	4.5% (11)	24.8% (60)	242
H44. My student expands his/her foreign language development and conversation year over year.	16.0% (39)	50.2% (122)	18.9% (46)	6.6% (16)	8.2% (20)	243
H45. My student's foreign language program develops an understanding of the culture.	17.8% (43)	50.2% (121)	10.8% (26)	5.4% (13)	15.8% (38)	241
H46. My student's foreign language program is sufficiently challenging.	19.5% (47)	49.8% (120)	17.0% (41)	5.8% (14)	7.9% (19)	241
H47. My student receives sufficient support from the school when needed in foreign language.	15.6% (38)	40.7% (99)	21.0% (51)	10.7% (26)	11.9% (29)	243
H48. My student accomplishes his/her foreign language homework with only a reasonable amount of help.	25.2% (61)	57.9% (140)	8.7% (21)	4.5% (11)	3.7% (9)	242
H51. Overall, my child's foreign language program meets his/her needs.	17.9% (43)	47.9% (115)	19.6% (47)	9.2% (22)	5.4% (13)	240
	answered question					245
	skipped question					138

11. Physical Education and Social Psychology						
	Strongly Agree	Agree	Disagree	Strongly Disagree	Don't Know	Response Count
H52. The physical education program provides opportunities for my student to develop a variety of motor skills and abilities appropriate to the grade level.	26.7% (66)	55.1% (136)	3.6% (9)	0.8% (2)	13.8% (34)	247
H53. The physical education and social psychology programs improve my child's understanding of the importance of developing a healthy lifestyle and helps them develop one.	29.4% (73)	53.2% (132)	6.0% (15)	1.6% (4)	9.7% (24)	248
H54. My student's physical education program improves knowledge of rules and strategies of particular games and sports.	21.7% (53)	54.5% (133)	4.1% (10)	1.2% (3)	18.4% (45)	244
H55. My student's physical education program emphasizes good sportsmanship.	20.8% (51)	53.5% (131)	5.3% (13)	1.2% (3)	19.2% (47)	245
H56. My student's physical education and social psychology programs allow for personal growth and success.	26.1% (64)	58.0% (142)	6.1% (15)	1.6% (4)	8.2% (20)	245
H57. I see evidence that my child has increasing knowledge of behaviors that reduce the risk of becoming involved in dangerous situations, including the use of drugs and alcohol, and how to react to situations in ways that help to protect her/his health.	27.8% (69)	49.2% (122)	7.3% (18)	3.2% (8)	12.5% (31)	248
	<i>answered question</i>					251
	<i>skipped question</i>					132

12. Technology						
	Strongly Agree	Agree	Disagree	Strongly Disagree	Don't Know	Response Count
H58. My student has a good foundation in basic computer skills appropriate to grade level (appropriate use of internet, word processing, presentation programs, etc.)	37.3% (94)	52.8% (133)	7.1% (18)	0.0% (0)	2.8% (7)	252
H59. My student is using technology in a variety of subject areas such as language arts, math, social science or science.	34.1% (86)	52.8% (133)	6.7% (17)	0.8% (2)	5.6% (14)	252
H60. My student is learning how to effectively use the internet for research.	34.5% (87)	50.4% (127)	8.7% (22)	0.4% (1)	6.0% (15)	252
H61. I am satisfied with the way technology is integrated into my child's overall instructional program	27.9% (70)	51.0% (128)	11.6% (29)	2.0% (5)	7.6% (19)	251
H62. My child is aware of "cyber-safety" issues, and uses the internet appropriately.	24.3% (61)	66.5% (167)	4.0% (10)	1.2% (3)	4.0% (10)	251
	answered question					252
	skipped question					131

13. Electives / Special Programs						
	Strongly Agree	Agree	Disagree	Strongly Disagree	Don't Know	Response Count
H63. My student has sufficient choice in electives.	15.1% (39)	54.1% (140)	19.7% (51)	8.1% (21)	3.1% (8)	259
H64. My student has been able to participate in the electives he or she would like.	16.6% (43)	61.4% (159)	13.9% (36)	4.6% (12)	3.5% (9)	259
	answered question					262
	skipped question					121

14. Visual Arts (Please complete if your student has taken a painting/drawing or ceramics class.)						
	Strongly Agree	Agree	Disagree	Strongly Disagree	Don't Know	Response Count
H65. My student is developing perceptual skills and building a visual arts vocabulary.	24.8% (32)	56.6% (73)	6.2% (8)	0.0% (0)	12.4% (16)	129
H66. My student is learning to analyze visual art and understand principles of design.	24.2% (31)	53.9% (69)	8.6% (11)	0.0% (0)	13.3% (17)	128
H67. My student is learning to write about visual aspects in the environment and works of art, including their own.	18.5% (24)	50.8% (66)	10.8% (14)	0.0% (0)	20.0% (26)	130
H68. My student receives sufficient support from the school when needed in visual art.	22.3% (29)	46.9% (61)	13.1% (17)	1.5% (2)	16.2% (21)	130
H69. My student is provided with sufficient challenge in visual art.	25.6% (33)	52.7% (68)	7.8% (10)	0.0% (0)	14.0% (18)	129
H70. Overall, my child's visual arts program meets his/her needs.	25.2% (32)	48.0% (61)	11.8% (15)	1.6% (2)	13.4% (17)	127
	<i>answered question</i>					130
	<i>skipped question</i>					253

15. Performing Arts (Please complete if your student has taken an instrumental music or a cappella class.)						
	Strongly Agree	Agree	Disagree	Strongly Disagree	Don't Know	Response Count
H71. My student is learning to read, notate, listen to, analyze, and/or describe music and other aural information, using the terminology of music.	36.4% (44)	39.7% (48)	4.1% (5)	2.5% (3)	17.4% (21)	121
H72. My student is learning to apply vocal and/or instrumental musical skills in performing a varied repertoire of music.	37.2% (45)	43.0% (52)	4.1% (5)	1.7% (2)	14.0% (17)	121
H73. My student receives sufficient support from the school when needed in instrumental music and/or a cappella.	37.8% (45)	37.0% (44)	7.6% (9)	4.2% (5)	13.4% (16)	119
H74. My student is provided with sufficient challenge in instrumental music and/or a cappella.	37.8% (45)	35.3% (42)	8.4% (10)	4.2% (5)	14.3% (17)	119
H75. Overall, my child's instrumental music and/or a cappella program meets his/her needs.	40.8% (49)	32.5% (39)	7.5% (9)	4.2% (5)	15.0% (18)	120
	<i>answered question</i>					121
	<i>skipped question</i>					262

16. Performing Arts (Please complete if your student has taken an acting or dance class.)						
	Strongly Agree	Agree	Disagree	Strongly Disagree	Don't Know	Response Count
H76. My student is learning to apply principles, processes, and skills of acting and/or dance to communicate through performance.	33.9% (40)	43.2% (51)	7.6% (9)	2.5% (3)	12.7% (15)	118
H77. My student is learning to analyze and make judgements about acting and/or dance.	31.4% (37)	43.2% (51)	5.1% (6)	2.5% (3)	17.8% (21)	118
H78. My student receives sufficient support from the school when needed in acting and/or dance.	33.3% (39)	29.1% (34)	15.4% (18)	4.3% (5)	17.9% (21)	117
H79. My student is provided with sufficient challenge in acting and/or dance.	35.6% (42)	36.4% (43)	8.5% (10)	2.5% (3)	16.9% (20)	118
H80. Overall, my child's acting and/or dance program meets his/her needs.	31.0% (36)	37.1% (43)	13.8% (16)	3.4% (4)	14.7% (17)	116
	<i>answered question</i>					118
	<i>skipped question</i>					265

17. Homework						
	Strongly Agree	Agree	Disagree	Strongly Disagree	Don't Know	Response Count
H81. My student receives the appropriate types of homework.	16.5% (43)	58.8% (153)	11.9% (31)	4.6% (12)	8.1% (21)	260
H82. My student's homework supports and reinforces the lessons and concepts taught in class.	12.7% (33)	57.7% (150)	7.3% (19)	1.9% (5)	20.4% (53)	260
H83. My student's homework is well-balanced between daily assignments and long-term projects.	11.2% (29)	64.1% (166)	10.4% (27)	4.6% (12)	9.7% (25)	259
H84. My student is able to do most homework with reasonable assistance.	23.9% (62)	59.5% (154)	9.3% (24)	3.9% (10)	3.5% (9)	259
H85. "Due dates" for my child's work are communicated appropriately.	14.3% (37)	58.1% (150)	10.5% (27)	3.9% (10)	13.2% (34)	258
	<i>answered question</i>					261
	<i>skipped question</i>					122

18. Homework (continued)						
	Just right	Too much	Not enough	Inconsistent	Don't Know	Response Count
H86. The amount of homework my student receives is generally	41.8% (107)	23.8% (61)	6.6% (17)	21.5% (55)	6.3% (16)	256
H87. For my student the difficulty level of most homework is	60.7% (150)	8.5% (21)	6.1% (15)	18.2% (45)	6.5% (16)	247
	<i>answered question</i>					257
	<i>skipped question</i>					126

19. Homework (continued)							
	0-1 hour	1-2 hours	2-3 hours	3-4 hours	Inconsistent	Don't Know	Response Count
H88. On an average night how much time does your child spend on homework assigned by the school?	6.1% (16)	27.0% (71)	41.1% (108)	18.3% (48)	6.1% (16)	1.5% (4)	263
H88a. On an average night how much time does your child spend on homework assigned by non-school entities such as tutors?	76.5% (176)	9.1% (21)	1.7% (4)	0.9% (2)	5.2% (12)	6.5% (15)	230
	<i>answered question</i>						264
	<i>skipped question</i>						119

20. After School Activities.							
	0-1 hours	1-2 hours	2-3 hours	3-4 hours	Inconsistent	Don't Know	Response Count
H89. On an average day, how much time does your student spend participating in after-school activities?	18.5% (49)	28.3% (75)	37.4% (99)	7.5% (20)	7.2% (19)	1.1% (3)	265
	<i>answered question</i>						265
	<i>skipped question</i>						118

21. Assessment						
	Strongly Agree	Agree	Disagree	Strongly Disagree	Don't Know	Response Count
H90. The progress reports give me important information about my student.	19.2% (50)	53.5% (139)	17.3% (45)	5.0% (13)	5.0% (13)	260
H91. The report card provides me with important information about my student.	21.4% (56)	62.6% (164)	12.2% (32)	3.1% (8)	0.8% (2)	262
H92. The codes/comments on the report card give me important information about my student.	16.5% (43)	52.9% (138)	22.2% (58)	7.3% (19)	1.1% (3)	261
H93. My student's teachers contact me about my student when needed.	4.3% (11)	27.2% (70)	31.9% (82)	20.2% (52)	16.3% (42)	257
H94. My student's teachers respond in a timely manner to my student's questions and concerns.	11.1% (29)	48.7% (127)	13.8% (36)	7.7% (20)	18.8% (49)	261
H95. My student's teachers respond in a timely manner to my questions and concerns.	12.1% (31)	52.9% (136)	13.6% (35)	7.8% (20)	13.6% (35)	257
H96. My student and I are given information about his/her progress in a timely fashion.	8.1% (21)	40.3% (104)	31.0% (80)	12.4% (32)	8.1% (21)	258
H97. I see evidence that assessment tools are being used to shape my student's instruction.	6.2% (16)	31.4% (81)	23.6% (61)	13.6% (35)	25.2% (65)	258
H98. The assessment results I receive help me know how to work with the school to help my student.	5.9% (15)	29.3% (75)	32.8% (84)	12.1% (31)	19.9% (51)	256
H99. I am provided with information that helps me understand my student's standardized test scores (STAR testing).	12.9% (33)	68.0% (174)	10.5% (27)	3.1% (8)	5.5% (14)	256
H100. I would like more information, to help me understand my student's STAR test scores.	9.6% (24)	24.5% (61)	44.2% (110)	12.4% (31)	9.2% (23)	249
H101. I access on line grades for my student on a regular basis.	17.1% (44)	27.6% (71)	30.7% (79)	21.0% (54)	3.5% (9)	257

H102. Overall, I am pleased with the assessment information I am given about my student.	7.3% (19)	50.2% (130)	28.6% (74)	8.5% (22)	5.4% (14)	259
	answered question					262
	skipped question					121

22. School Climate and Environment							
	Strongly Agree	Agree	Disagree	Strongly Disagree	No Opinion	Don't Know	Response Count
H103. The school facilities are well maintained.	14.8% (39)	66.5% (175)	7.2% (19)	2.7% (7)	3.0% (8)	5.7% (15)	263
H104. The restrooms are kept clean and well supplied.	8.0% (21)	29.8% (78)	14.1% (37)	4.2% (11)	2.7% (7)	41.2% (108)	262
H105. The district and the school are committed to helping my student meet high standards.	20.7% (54)	59.4% (155)	10.7% (28)	2.7% (7)	2.3% (6)	4.2% (11)	261
H106. The school rules are clearly stated and fairly applied.	17.6% (46)	58.4% (153)	9.9% (26)	2.3% (6)	1.1% (3)	10.7% (28)	262
H107. The classroom rules are clearly stated and fairly applied.	13.0% (34)	50.8% (133)	8.4% (22)	2.3% (6)	1.9% (5)	23.7% (62)	262
H108. My student feels safe at school.	38.3% (100)	55.9% (146)	2.7% (7)	0.4% (1)	0.4% (1)	2.3% (6)	261
H109. When problems arise, adults are available to help my student.	20.7% (54)	51.3% (134)	6.1% (16)	1.5% (4)	3.1% (8)	17.2% (45)	261
H110. My student feels comfortable seeking help from adults at the school site.	19.5% (51)	46.4% (121)	14.9% (39)	2.7% (7)	1.9% (5)	14.6% (38)	261
H111. My student has opportunities to contribute to the school in positive ways.	24.2% (63)	66.2% (172)	3.5% (9)	1.5% (4)	1.2% (3)	3.5% (9)	260
H112. The school helps my student develop healthy self-esteem.	16.1% (42)	53.3% (139)	14.9% (39)	3.1% (8)	5.0% (13)	7.7% (20)	261
H113. The school fosters a respect for individuals and diversity.	17.9% (47)	64.1% (168)	8.0% (21)	3.1% (8)	1.9% (5)	5.0% (13)	262
H114. Students show respect for each other as well as the property	9.5%	51.5%	17.9%	3.8% (10)	3.1% (8)	14.1%	262

of others.	(29)	(135)	(41)			(31)	
H115. My student is learning to apply conflict resolution skills.	11.2% (29)	53.1% (138)	8.8% (23)	1.5% (4)	3.5% (9)	21.9% (57)	260
H116. My student is developing a sense of community/social responsibility.	19.2% (50)	61.3% (160)	9.2% (24)	1.9% (5)	1.5% (4)	6.9% (18)	261
H117. My student's school experience is promoting their enthusiasm and desire for learning.	13.1% (34)	47.5% (123)	21.6% (56)	5.8% (15)	3.9% (10)	8.1% (21)	259
H118. The counseling program has had a positive impact on the school environment.	24.4% (64)	46.6% (122)	5.0% (13)	1.5% (4)	3.8% (10)	18.7% (49)	262
H119. The counseling program has had a positive impact on my student.	24.6% (64)	40.4% (105)	8.5% (22)	1.9% (5)	6.5% (17)	18.1% (47)	260
H120. My student is provided with enriching "extras" through assemblies, community service opportunities, leadership, special activities, etc.	16.0% (42)	55.7% (146)	7.6% (20)	3.4% (9)	8.8% (23)	8.4% (22)	262
H121. Overall, I am happy with my student's high school experience.	21.7% (57)	57.4% (151)	12.2% (32)	3.0% (8)	2.3% (6)	3.4% (9)	263
	answered question						264
	skipped question						119

23. Communications						
	Strongly Agree	Agree	Disagree	Strongly Disagree	No Opinion	Response Count
H122. I read and value the School Weekly Bulletin.	41.1% (108)	51.0% (134)	2.7% (7)	0.8% (2)	4.6% (12)	263
H123. I attend and value Parent Education Nights.	23.4% (60)	47.7% (122)	10.5% (27)	0.8% (2)	17.6% (45)	256
H124. I attend and value Parent Club meetings.	10.4% (26)	22.7% (57)	27.9% (70)	3.2% (8)	35.9% (90)	251
H125. I attend and value Piedmont Parent Network (PPN) meetings.	12.8% (33)	23.0% (59)	26.1% (67)	6.6% (17)	31.5% (81)	257
H126. I attend and value School Site Council meetings.	2.8% (7)	10.0% (25)	32.7% (82)	4.4% (11)	50.2% (126)	251
H127. I attend and value Back to School Night.	46.0% (120)	48.7% (127)	1.9% (5)	0.4% (1)	3.1% (8)	261
H128. I attend and value Open House.	34.9% (88)	44.4% (112)	5.6% (14)	0.0% (0)	15.1% (38)	252
H129. I read and value the information provided via e-mail.	48.1% (126)	49.2% (129)	0.8% (2)	0.4% (1)	1.5% (4)	262
H130. The number of e-mails is reasonable.	42.1% (110)	53.6% (140)	1.9% (5)	0.4% (1)	1.9% (5)	261
H131. I feel comfortable contacting my child's teacher(s) with questions or concerns.	38.3% (100)	49.4% (129)	7.3% (19)	2.3% (6)	2.7% (7)	261
H132. I feel comfortable contacting PHS administration with questions or concerns.	34.6% (91)	49.0% (129)	10.6% (28)	2.7% (7)	3.0% (8)	263
H133. I feel comfortable contacting the counselor with questions or concerns.	46.5% (120)	46.1% (119)	2.7% (7)	0.4% (1)	4.3% (11)	258
H134. I feel welcomed, appreciated, and supported by my child's school.	28.2% (74)	49.6% (130)	11.8% (31)	3.1% (8)	7.3% (19)	262
H135. I prefer on-line communications over paper.	42.6% (110)	39.5% (102)	6.2% (16)	2.3% (6)	9.3% (24)	258
	answered question					264

	<i>skipped question</i>	119
--	-------------------------	-----

24. Comments on Piedmont High Needs Section: Comments will be provided to the Board of Education and District Administration.		
		Response Count
		95
	<i>answered question</i>	95
	<i>skipped question</i>	288

25. Overall Curriculum Issues - Overall, the district has provided my child(ren) with ...						
	Strongly Agree	Agree	Disagree	Strongly Disagree	No Opinion	Response Count
D1. ... a strong foundation in basic skills.	33.0% (71)	56.7% (122)	7.0% (15)	0.9% (2)	2.3% (5)	215
D2. ... opportunities to develop critical thinking skills.	29.9% (64)	56.1% (120)	9.8% (21)	1.9% (4)	2.3% (5)	214
D3. ... enrichment activities and challenging materials as needed.	27.9% (60)	53.0% (114)	11.6% (25)	2.8% (6)	4.7% (10)	215
D4. ... additional support in the classroom when needed.	21.1% (45)	41.8% (89)	21.6% (46)	4.2% (9)	11.3% (24)	213
D5. ... a program that meets the individual learning needs of my child.	15.9% (34)	44.9% (96)	25.7% (55)	7.5% (16)	6.1% (13)	214
					<i>answered question</i>	215
					<i>skipped question</i>	168

26. For questions D6 and D7, mark NA (Not Applicable) if you do not have personal experience.							
	Strongly Agree	Agree	Disagree	Strongly Disagree	No Opinion	NA	Response Count
D6. My child is well prepared academically for the transition from elementary to middle school.	20.3% (37)	34.6% (63)	5.5% (10)	2.2% (4)	0.5% (1)	36.8% (67)	182
D7. My child is well prepared academically for the transition from middle school to high school.	22.3% (42)	41.5% (78)	4.8% (9)	3.7% (7)	0.5% (1)	27.1% (51)	188
D7a. My child is being well prepared academically for the transition from high school to college.	18.8% (39)	44.7% (93)	12.5% (26)	3.4% (7)	5.8% (12)	14.9% (31)	208
	answered question						210
	skipped question						173

27. Organization/Time Management/Study Skills (appropriate to grade level) Overall, the district is helping my child(ren) learn how to ...							
	Strongly Agree	Agree	Disagree	Strongly Disagree	No Opinion		Response Count
D8. ...organize his/her work.	17.4% (37)	46.9% (100)	23.9% (51)	5.6% (12)	6.1% (13)		213
D9. ...meet deadlines.	18.8% (40)	55.9% (119)	15.0% (32)	5.2% (11)	5.2% (11)		213
D10. ...allocate time wisely.	14.7% (31)	41.7% (88)	29.9% (63)	5.7% (12)	8.1% (17)		211
D11. ...develop good personal study habits.	16.1% (34)	42.2% (89)	28.0% (59)	7.1% (15)	6.6% (14)		211
D12. ...study for and take tests.	15.0% (32)	44.6% (95)	26.8% (57)	8.5% (18)	5.2% (11)		213
D13. ...apply appropriate research skills.	17.0% (36)	57.5% (122)	12.7% (27)	5.2% (11)	7.5% (16)		212
D14. ...effectively use the library/media center.	17.5% (37)	54.5% (115)	10.0% (21)	4.3% (9)	13.7% (29)		211
	answered question						213
	skipped question						170

28. Social/Academic Skills (appropriate to grade level)						
	Strongly Agree	Agree	Disagree	Strongly Disagree	No Opinion	Response Count
D15. My child is encouraged to respect the rights and feelings of others.	32.4% (68)	58.6% (123)	4.8% (10)	1.0% (2)	3.3% (7)	210
D16. My child is being shown how to make appropriate choices.	24.3% (51)	55.7% (117)	10.0% (21)	1.0% (2)	9.0% (19)	210
D17. My child is learning how to work well collaboratively.	27.0% (57)	61.1% (129)	6.6% (14)	1.4% (3)	3.8% (8)	211
D18. My child is learning how to work well independently.	28.0% (59)	58.8% (124)	8.5% (18)	1.9% (4)	2.8% (6)	211
D19. My child is provided opportunities to develop leadership skills as appropriate.	20.1% (42)	49.3% (103)	16.7% (35)	2.9% (6)	11.0% (23)	209
D20. My child is being helped to develop effective communication skills.	22.0% (46)	56.9% (119)	11.0% (23)	1.9% (4)	8.1% (17)	209
D21. My child is being motivated to do his/her best work.	19.6% (40)	40.2% (82)	26.0% (53)	7.4% (15)	6.9% (14)	204
	<i>answered question</i>					211
	<i>skipped question</i>					172

29. For questions D22 and D23, mark NA (Not Applicable) if you do not have personal experience.

	Strongly Agree	Agree	Disagree	Strongly Disagree	No Opinion	NA	Response Count
D22. My child is being well prepared socially for the transition from elementary school to middle school.	12.1% (21)	35.8% (62)	4.0% (7)	2.9% (5)	2.3% (4)	42.8% (74)	173
D23. My child is being well prepared socially for the transition from middle school to high school.	20.5% (36)	36.9% (65)	4.0% (7)	1.7% (3)	2.3% (4)	34.7% (61)	176
D23a. My child is being well prepared socially for the transition from high school to adulthood.	19.2% (39)	47.3% (96)	6.9% (14)	2.5% (5)	9.9% (20)	14.3% (29)	203
	<i>answered question</i>						205
	<i>skipped question</i>						178

30. Communications:						
	Strongly Agree	Agree	Disagree	Strongly Disagree	No Opinion	Response Count
D24. I read and value the District Newsletter posted on the PUSD website.	16.6% (35)	41.2% (87)	15.2% (32)	2.8% (6)	24.2% (51)	211
D25. I watch/attend and value School Board meetings on KCOM or via the Internet.	6.1% (13)	30.0% (64)	24.4% (52)	6.1% (13)	33.3% (71)	213
D26. I read and value the District information provided via e-mail.	29.1% (62)	58.2% (124)	5.6% (12)	0.0% (0)	7.0% (15)	213
D27. The number of e-mails is reasonable.	28.8% (61)	60.4% (128)	2.4% (5)	0.0% (0)	8.5% (18)	212
D28. I read and value the district website.	19.0% (40)	48.1% (101)	11.0% (23)	3.3% (7)	18.6% (39)	210
D29. I feel comfortable contacting the district office staff with questions or concerns.	20.9% (44)	47.4% (100)	8.1% (17)	2.4% (5)	21.3% (45)	211
D30. I am informed about the district's seismic retrofit program.	16.5% (35)	52.4% (111)	15.1% (32)	3.8% (8)	12.3% (26)	212
D31. I prefer on-line communications over paper.	39.0% (82)	45.2% (95)	3.3% (7)	1.4% (3)	11.0% (23)	210
	answered question					214
	skipped question					169

31. Overall Satisfaction.						
	Very Satisfied	Satisfied	Dissatisfied	Very Dissatisfied	Rating Average	Response Count
In general, how satisfied have you been with your experience of the Piedmont Unified School District and its schools?	39.4% (99)	47.8% (120)	10.0% (25)	2.8% (7)	1.76	251
	answered question					251
	skipped question					132