







# Millennium High School Needs Assessment Survey

1. Please indicate the number of students you have attending at any of the following sites.						
	1	2	3	4	5	Response Count
Beach Elementary School	0.0% (0)	0.0% (0)	0.0% (0)	0.0% (0)	0.0% (0)	0
Havens Elementary School	<b>100.0% (3)</b>	0.0% (0)	0.0% (0)	0.0% (0)	0.0% (0)	3
Wildwood Elementary School	0.0% (0)	0.0% (0)	0.0% (0)	0.0% (0)	0.0% (0)	0
Piedmont Middle School	<b>100.0% (8)</b>	0.0% (0)	0.0% (0)	0.0% (0)	0.0% (0)	8
Piedmont High School	<b>100.0% (3)</b>	0.0% (0)	0.0% (0)	0.0% (0)	0.0% (0)	3
Millennium High School	<b>95.6% (43)</b>	4.4% (2)	0.0% (0)	0.0% (0)	0.0% (0)	45
	<b>answered question</b>					<b>46</b>
	<b>skipped question</b>					<b>1</b>

2. How long have you and your family been residents of Piedmont?			
		Response Percent	Response Count
<b>Our family does not reside in Piedmont</b>		<b>58.7%</b>	<b>27</b>
One year or less		0.0%	0
Two to three years		4.3%	2
Four to five years		6.5%	3
Six to seven years		4.3%	2
Eight to nine years		2.2%	1
Ten years or more		23.9%	11
	<b>answered question</b>		<b>46</b>
	<b>skipped question</b>		<b>1</b>

3. How many of your student(s) in Kindergarten through 12th grade attend a school outside of the school district?							
	1	2	3	4	5	6	7
Number of Students	<b>88.9% (16)</b>	5.6% (1)	5.6% (1)	0.0% (0)	0.0% (0)	0.0% (0)	0.0% (0)

4. For your student(s) that attend Millennium High School, what grade are they in for the 2008-2009 academic year?						
	Child 1	Child 2	Child 3	Child 4	Child 5	Response Count
Ninth	<b>80.0% (4)</b>	20.0% (1)	0.0% (0)	0.0% (0)	0.0% (0)	5
Tenth	<b>100.0% (10)</b>	0.0% (0)	0.0% (0)	0.0% (0)	0.0% (0)	10
Eleventh	<b>100.0% (13)</b>	7.7% (1)	0.0% (0)	0.0% (0)	0.0% (0)	13
Twelfth	<b>100.0% (11)</b>	0.0% (0)	0.0% (0)	0.0% (0)	0.0% (0)	11
	<b><i>answered question</i></b>					<b>37</b>
	<b><i>skipped question</i></b>					<b>10</b>

5. Language Arts						
	Strongly Agree	Agree	Disagree	Strongly Disagree	Don't Know	Response Count
H1. My student's reading skills are continuing to be developed.	19.4% (7)	<b>47.2% (17)</b>	22.2% (8)	5.6% (2)	5.6% (2)	36
H2. My student is learning to appreciate different forms of literature such as short stories and novels.	11.1% (4)	<b>66.7% (24)</b>	11.1% (4)	2.8% (1)	8.3% (3)	36
H3. My student is being taught writing conventions such as grammar, punctuation, capitalization, and spelling appropriate to grade level.	11.4% (4)	<b>45.7% (16)</b>	22.9% (8)	5.7% (2)	14.3% (5)	35
H4. My student is taught to write in various styles and forms appropriate to the assignment and grade level, such as expository, narrative, research, and poetry.	11.1% (4)	<b>38.9% (14)</b>	25.0% (9)	2.8% (1)	22.2% (8)	36
H5. My student is able to revise and edit her/his written work.	16.7% (6)	<b>47.2% (17)</b>	22.2% (8)	5.6% (2)	8.3% (3)	36
H6. I see continuing improvement in my student's writing.	17.1% (6)	<b>34.3% (12)</b>	28.6% (10)	8.6% (3)	11.4% (4)	35
H7. Considering their current grade level, I am satisfied with the quality of my child's writing.	16.7% (6)	<b>33.3% (12)</b>	30.6% (11)	8.3% (3)	11.1% (4)	36
H8. The language arts program is building my student's confidence when speaking or reading in front of a group (oral presentation skills).	11.1% (4)	<b>41.7% (15)</b>	8.3% (3)	5.6% (2)	33.3% (12)	36
H9. My student has sufficient opportunities to make oral presentations across the curriculum.	8.6% (3)	<b>42.9% (15)</b>	5.7% (2)	5.7% (2)	37.1% (13)	35
H10. My student accomplishes his/her language arts homework with only a reasonable amount of help.	25.7% (9)	<b>42.9% (15)</b>	17.1% (6)	5.7% (2)	8.6% (3)	35
H11. My student is provided with						

sufficient support in school to meet her/his needs in the language arts program.	20.0% (7)	<b>40.0% (14)</b>	8.6% (3)	11.4% (4)	20.0% (7)	35
H12. My student is provided with sufficient challenge in the language arts program.	8.6% (3)	<b>42.9% (15)</b>	14.3% (5)	14.3% (5)	20.0% (7)	35
H13. Overall, my student's language arts program meets his/her needs.	5.7% (2)	<b>54.3% (19)</b>	11.4% (4)	14.3% (5)	14.3% (5)	35
	<b><i>answered question</i></b>					<b>36</b>
	<b><i>skipped question</i></b>					<b>11</b>

<b>6. Mathematics</b>						
	<b>Strongly Agree</b>	<b>Agree</b>	<b>Disagree</b>	<b>Strongly Disagree</b>	<b>Don't Know</b>	<b>Response Count</b>
H14. My student is placed in the appropriate math class for his/her ability and performance.	11.8% (4)	<b>70.6% (24)</b>	8.8% (3)	8.8% (3)	0.0% (0)	34
H15. My student's math program addresses math concepts appropriate to the grade level and course being taken.	17.1% (6)	<b>62.9% (22)</b>	11.4% (4)	5.7% (2)	2.9% (1)	35
H16. The math program applies math concepts to "real world" situations (e.g., reading graphs, interpreting statistics, calculating measurements...)	8.6% (3)	31.4% (11)	11.4% (4)	2.9% (1)	<b>45.7% (16)</b>	35
H17. The math program offers a good balance between hands-on experience, problem solving strategies, basic skill practice and conceptual understanding.	14.3% (5)	22.9% (8)	20.0% (7)	5.7% (2)	<b>37.1% (13)</b>	35
H18. My student accomplishes his/her math homework with only a reasonable amount of help.	20.0% (7)	<b>45.7% (16)</b>	22.9% (8)	8.6% (3)	2.9% (1)	35
H19. My student is provided with sufficient support from the school in math when needed.	<b>34.3% (12)</b>	25.7% (9)	20.0% (7)	5.7% (2)	14.3% (5)	35
H20. My student is provided with sufficient challenge in math.	18.2% (6)	<b>45.5% (15)</b>	12.1% (4)	9.1% (3)	15.2% (5)	33
H21. Overall, my student's math program meets his/her needs.	14.7% (5)	<b>44.1% (15)</b>	14.7% (5)	11.8% (4)	14.7% (5)	34
	<b><i>answered question</i></b>					<b>35</b>
	<b><i>skipped question</i></b>					<b>12</b>

7. Science						
	Strongly Agree	Agree	Disagree	Strongly Disagree	Don't Know	Response Count
H22. My student's science program provides a variety of hands on experience and lab experiments that require critical thinking, observing, recording and drawing conclusions.	25.0% (9)	<b>61.1% (22)</b>	0.0% (0)	0.0% (0)	13.9% (5)	36
H23. The science program is helping to stimulate my child's interest in science.	28.6% (10)	<b>51.4% (18)</b>	14.3% (5)	2.9% (1)	2.9% (1)	35
H24. My student accomplishes his/her science homework with only a reasonable amount of help.	26.5% (9)	<b>64.7% (22)</b>	0.0% (0)	0.0% (0)	8.8% (3)	34
H25. My student is provided with sufficient support from the school in science when needed.	31.4% (11)	<b>51.4% (18)</b>	2.9% (1)	0.0% (0)	14.3% (5)	35
H26. My student is provided with sufficient challenge in science.	22.9% (8)	<b>48.6% (17)</b>	5.7% (2)	2.9% (1)	20.0% (7)	35
H27. My student is being taught writing conventions appropriate to the subject of science (e.g. lab write-ups).	5.7% (2)	40.0% (14)	8.6% (3)	0.0% (0)	<b>45.7% (16)</b>	35
H28. My student is taught to write scientific research papers.	2.9% (1)	20.6% (7)	20.6% (7)	8.8% (3)	<b>47.1% (16)</b>	34
H29. My student has the opportunity to explore various course pathways in the science curriculum.	8.6% (3)	<b>54.3% (19)</b>	5.7% (2)	2.9% (1)	28.6% (10)	35
H30. Overall, the science program is providing my child with appropriate skills and knowledge in the area of science.	17.1% (6)	<b>54.3% (19)</b>	5.7% (2)	2.9% (1)	20.0% (7)	35
	<b>answered question</b>					<b>36</b>
	<b>skipped question</b>					<b>11</b>

<b>8. Social Studies</b>						
	<b>Strongly Agree</b>	<b>Agree</b>	<b>Disagree</b>	<b>Strongly Disagree</b>	<b>Don't Know</b>	<b>Response Count</b>
H31. My student's social studies program develops an understanding of the world by studying people, countries, and cultures.	36.1% (13)	<b>41.7% (15)</b>	8.3% (3)	5.6% (2)	8.3% (3)	36
H32. My student's social studies program develops knowledge of geography, history, and government.	27.8% (10)	<b>41.7% (15)</b>	16.7% (6)	2.8% (1)	11.1% (4)	36
H33. My student is learning critical thinking skills and is making connections between current events and events in the past.	30.6% (11)	<b>50.0% (18)</b>	13.9% (5)	0.0% (0)	5.6% (2)	36
H34. My student accomplishes his/her social studies homework with only a reasonable amount of help.	38.9% (14)	<b>44.4% (16)</b>	8.3% (3)	0.0% (0)	8.3% (3)	36
H35. My student is provided with sufficient support from the school in social studies when needed.	22.2% (8)	<b>38.9% (14)</b>	11.1% (4)	8.3% (3)	19.4% (7)	36
H36. My student is provided with sufficient challenge in social studies.	17.1% (6)	<b>48.6% (17)</b>	17.1% (6)	8.6% (3)	8.6% (3)	35
H37. My student is being taught writing conventions such as grammar, punctuation, capitalization, and spelling appropriate to grade level in his/her social studies class.	11.1% (4)	<b>41.7% (15)</b>	8.3% (3)	16.7% (6)	22.2% (8)	36
H38. My student is taught to write in a style appropriate to the social sciences, such as research papers.	8.3% (3)	<b>50.0% (18)</b>	5.6% (2)	13.9% (5)	22.2% (8)	36
H39. Overall, my child's social studies program meets his/her needs.	20.6% (7)	<b>41.2% (14)</b>	11.8% (4)	11.8% (4)	14.7% (5)	34
	<b><i>answered question</i></b>					<b>36</b>
	<b><i>skipped question</i></b>					<b>11</b>

9. World Language					
	Spanish	French	Mandarin	None	Response Count
H40. Choose which language your child studies:	62.9% (22)	0.0% (0)	8.6% (3)	28.6% (10)	35
	<i>answered question</i>				35
	<i>skipped question</i>				12

10. World Language (continued)						
	Strongly Agree	Agree	Disagree	Strongly Disagree	Don't Know	Response Count
H41. My student's foreign language program develops an understanding of the language, including vocabulary, grammar, and conversation.	29.6% (8)	<b>48.1% (13)</b>	3.7% (1)	7.4% (2)	11.1% (3)	27
H42. My student is being taught writing conventions such as grammar, punctuation, capitalization, and spelling appropriate to grade level in his/her foreign language class.	22.2% (6)	<b>37.0% (10)</b>	3.7% (1)	3.7% (1)	33.3% (9)	27
H43. My student is taught to write in various styles and forms appropriate for their level of foreign language development.	14.8% (4)	18.5% (5)	7.4% (2)	3.7% (1)	<b>55.6% (15)</b>	27
H44. My student expands his/her foreign language development and conversation year over year.	15.4% (4)	<b>34.6% (9)</b>	15.4% (4)	3.8% (1)	30.8% (8)	26
H45. My student's foreign language program develops an understanding of the culture.	14.8% (4)	<b>51.9% (14)</b>	3.7% (1)	3.7% (1)	25.9% (7)	27
H46. My student's foreign language program is sufficiently challenging.	7.4% (2)	<b>66.7% (18)</b>	7.4% (2)	3.7% (1)	14.8% (4)	27
H47. My student receives sufficient support from the school when needed in foreign language.	18.5% (5)	<b>51.9% (14)</b>	3.7% (1)	3.7% (1)	22.2% (6)	27
H48. My student accomplishes his/her foreign language homework with only a reasonable amount of help.	14.8% (4)	<b>63.0% (17)</b>	3.7% (1)	3.7% (1)	14.8% (4)	27
H49. My student is provided with sufficient support from the school in foreign language when needed.	18.5% (5)	<b>51.9% (14)</b>	0.0% (0)	3.7% (1)	25.9% (7)	27
H50. My student is provided with sufficient challenge in foreign language.	11.1% (3)	<b>55.6% (15)</b>	7.4% (2)	3.7% (1)	22.2% (6)	27

H51. Overall, my child's foreign language program meets his/her needs.	19.2% (5)	<b>57.7% (15)</b>	7.7% (2)	3.8% (1)	11.5% (3)	26
	<i>answered question</i>					<b>27</b>
	<i>skipped question</i>					<b>20</b>

<b>11. Physical Education and Social Psychology</b>						
	<b>Strongly Agree</b>	<b>Agree</b>	<b>Disagree</b>	<b>Strongly Disagree</b>	<b>Don't Know</b>	<b>Response Count</b>
H52. The physical education program provides opportunities for my student to develop a variety of motor skills and abilities appropriate to the grade level.	19.4% (6)	<b>41.9% (13)</b>	0.0% (0)	3.2% (1)	35.5% (11)	31
H53. The physical education and social psychology programs improve my child's understanding of the importance of developing a healthy lifestyle and helps them develop one.	25.8% (8)	<b>45.2% (14)</b>	0.0% (0)	3.2% (1)	25.8% (8)	31
H54. My student's physical education program improves knowledge of rules and strategies of particular games and sports.	16.1% (5)	35.5% (11)	0.0% (0)	3.2% (1)	<b>45.2% (14)</b>	31
H55. My student's physical education program emphasizes good sportsmanship.	22.6% (7)	<b>38.7% (12)</b>	0.0% (0)	3.2% (1)	35.5% (11)	31
H56. My student's physical education and social psychology programs allow for personal growth and success.	25.8% (8)	<b>51.6% (16)</b>	0.0% (0)	0.0% (0)	22.6% (7)	31
H57. I see evidence that my child has increasing knowledge of behaviors that reduce the risk of becoming involved in dangerous situations, including the use of drugs and alcohol, and how to react to situations in ways that help to protect her/his health.	23.3% (7)	<b>43.3% (13)</b>	3.3% (1)	3.3% (1)	26.7% (8)	30
	<i>answered question</i>					<b>31</b>

12. Technology						
	Strongly Agree	Agree	Disagree	Strongly Disagree	Don't Know	Response Count
H58. My student has a good foundation in basic computer skills appropriate to grade level (appropriate use of internet, word processing, presentation programs, etc.)	37.1% (13)	<b>60.0% (21)</b>	0.0% (0)	0.0% (0)	2.9% (1)	35
H59. My student is using technology in a variety of subject areas such as language arts, math, social science or science.	31.4% (11)	<b>54.3% (19)</b>	2.9% (1)	0.0% (0)	11.4% (4)	35
H60. My student is learning how to effectively use the internet for research.	34.3% (12)	<b>37.1% (13)</b>	14.3% (5)	0.0% (0)	14.3% (5)	35
H61. I am satisfied with the way technology is integrated into my child's overall instructional program	20.6% (7)	<b>38.2% (13)</b>	14.7% (5)	2.9% (1)	23.5% (8)	34
H62. My child is aware of "cyber-safety" issues, and uses the internet appropriately.	36.4% (12)	<b>57.6% (19)</b>	3.0% (1)	0.0% (0)	3.0% (1)	33
	<b>answered question</b>					<b>35</b>
	<b>skipped question</b>					<b>12</b>

13. Homework						
	Strongly Agree	Agree	Disagree	Strongly Disagree	Don't Know	Response Count
H65. My student receives the appropriate types of homework.	14.3% (5)	<b>45.7% (16)</b>	8.6% (3)	17.1% (6)	14.3% (5)	35
H66. My student's homework supports and reinforces the lessons and concepts taught in class.	14.3% (5)	<b>48.6% (17)</b>	5.7% (2)	8.6% (3)	22.9% (8)	35
H67. My student's homework is well-balanced between daily assignments and long-term projects.	8.8% (3)	<b>52.9% (18)</b>	5.9% (2)	17.6% (6)	14.7% (5)	34
H68. My student is able to do most homework with reasonable assistance.	28.6% (10)	<b>42.9% (15)</b>	14.3% (5)	2.9% (1)	11.4% (4)	35
H69. "Due dates" for my child's work are communicated appropriately.	11.4% (4)	<b>48.6% (17)</b>	11.4% (4)	5.7% (2)	22.9% (8)	35
	<i>answered question</i>					<b>35</b>
	<i>skipped question</i>					<b>12</b>

14. Homework (continued)						
	Just right	Too much	Not enough	Inconsistent	Don't Know	Response Count
H70. The amount of homework my student receives is generally	33.3% (12)	0.0% (0)	<b>47.2% (17)</b>	5.6% (2)	13.9% (5)	36
H71. For my student the difficulty level of most homework is	<b>38.2% (13)</b>	0.0% (0)	32.4% (11)	5.9% (2)	23.5% (8)	34
	<i>answered question</i>					<b>36</b>
	<i>skipped question</i>					<b>11</b>

15. Homework (continued)							
	0-1 hour	1-2 hours	2-3 hours	3-4 hours	Inconsistent	Don't Know	Response Count
H72. On an average night how much time does your child spend on homework assigned by the school?	<b>61.1% (22)</b>	22.2% (8)	0.0% (0)	0.0% (0)	11.1% (4)	5.6% (2)	36
H72a. On an average night, how much time does your child spend on homework assigned by non-school entities such as tutors?	<b>77.1% (27)</b>	8.6% (3)	0.0% (0)	0.0% (0)	8.6% (3)	5.7% (2)	35
	<i>answered question</i>						<b>36</b>
	<i>skipped question</i>						<b>11</b>

16. After School Activities.							
	0-1 hours	1-2 hours	2-3 hours	3-4 hours	Inconsistent	Don't Know	Response Count
H72b. On an average day, how many hours does your child spend in after school activities?	<b>44.4% (16)</b>	13.9% (5)	22.2% (8)	8.3% (3)	11.1% (4)	0.0% (0)	36
	<i>answered question</i>						<b>36</b>
	<i>skipped question</i>						<b>11</b>

17. Assessment						
	Strongly Agree	Agree	Disagree	Strongly Disagree	Don't Know	Response Count
H73 The progress reports give me important information about my student.	27.8% (10)	<b>50.0% (18)</b>	16.7% (6)	5.6% (2)	0.0% (0)	36
H74 The report card provides me with important information about my student.	30.6% (11)	<b>52.8% (19)</b>	13.9% (5)	2.8% (1)	0.0% (0)	36
H75 The codes/comments on the report card give me important information about my student.	25.0% (9)	<b>41.7% (15)</b>	13.9% (5)	5.6% (2)	13.9% (5)	36
H76 My student's teachers contact me about my student when needed.	25.0% (9)	<b>30.6% (11)</b>	22.2% (8)	16.7% (6)	5.6% (2)	36
H77 My student's teachers respond in a timely manner to my student's questions and concerns.	30.6% (11)	<b>33.3% (12)</b>	5.6% (2)	5.6% (2)	25.0% (9)	36
H78 My student's teachers respond in a timely manner to my questions and concerns.	<b>38.9% (14)</b>	<b>38.9% (14)</b>	19.4% (7)	2.8% (1)	0.0% (0)	36
H79 My student and I are given information about his/her progress in a timely fashion.	25.0% (9)	<b>50.0% (18)</b>	13.9% (5)	11.1% (4)	0.0% (0)	36
H80 I see evidence that assessment tools are being used to shape my student's instruction.	16.7% (6)	30.6% (11)	5.6% (2)	8.3% (3)	<b>38.9% (14)</b>	36
H81 The assessment results I receive help me know how to work with the school to help my student.	16.7% (6)	<b>38.9% (14)</b>	11.1% (4)	8.3% (3)	25.0% (9)	36
H82 I am provided with information that helps me understand my student's standardized test scores (STAR testing).	13.9% (5)	<b>66.7% (24)</b>	2.8% (1)	2.8% (1)	13.9% (5)	36
H83 I would like more information, to help me understand my student's STAR test scores.	5.7% (2)	14.3% (5)	<b>51.4% (18)</b>	8.6% (3)	20.0% (7)	35
H84 I access on line grades for my student on a regular basis.	2.9% (1)	2.9% (1)	<b>48.6% (17)</b>	28.6% (10)	17.1% (6)	35

H85 Overall, I am pleased with the assessment information I am given about my student.	16.7% (6)	<b>47.2% (17)</b>	13.9% (5)	8.3% (3)	13.9% (5)	36
	<i>answered question</i>					<b>36</b>
	<i>skipped question</i>					<b>11</b>

<b>18. School Climate and Environment</b>						
	<b>Strongly Agree</b>	<b>Agree</b>	<b>Disagree</b>	<b>Strongly Disagree</b>	<b>Don't Know</b>	<b>Response Count</b>
H86 The school facilities are well maintained.	19.4% (7)	<b>72.2% (26)</b>	2.8% (1)	0.0% (0)	5.6% (2)	36
H87 The restrooms are kept clean and well supplied.	11.4% (4)	28.6% (10)	5.7% (2)	0.0% (0)	<b>54.3% (19)</b>	35
H88 The district and the school are committed to helping my student meet high standards.	19.4% (7)	<b>50.0% (18)</b>	8.3% (3)	8.3% (3)	13.9% (5)	36
H89 The school rules are clearly stated and fairly applied.	25.0% (9)	<b>55.6% (20)</b>	2.8% (1)	8.3% (3)	8.3% (3)	36
H90 The classroom rules are clearly stated and fairly applied.	19.4% (7)	<b>38.9% (14)</b>	13.9% (5)	5.6% (2)	22.2% (8)	36
H91 My student feels safe at school.	<b>50.0% (18)</b>	<b>50.0% (18)</b>	0.0% (0)	0.0% (0)	0.0% (0)	36
H92 When problems arise, adults are available to help my student.	38.9% (14)	<b>55.6% (20)</b>	0.0% (0)	0.0% (0)	5.6% (2)	36
H93 My student feels comfortable seeking help from adults at the school site.	<b>44.4% (16)</b>	41.7% (15)	2.8% (1)	0.0% (0)	11.1% (4)	36
H94 My student has opportunities to contribute to the school in positive ways.	30.6% (11)	<b>44.4% (16)</b>	0.0% (0)	0.0% (0)	25.0% (9)	36
H95 The school helps my student develop healthy self-esteem.	33.3% (12)	<b>47.2% (17)</b>	11.1% (4)	0.0% (0)	8.3% (3)	36
H96 The school fosters a respect for individuals and diversity.	41.7% (15)	<b>47.2% (17)</b>	5.6% (2)	2.8% (1)	2.8% (1)	36
H97 Students show respect for each other as well as the property	25.0% (9)	<b>38.9% (14)</b>	11.1% (4)	0.0% (0)	25.0% (9)	36

of others.						
H98 My student is learning to apply conflict resolution skills.	25.0% (9)	<b>44.4% (16)</b>	2.8% (1)	0.0% (0)	27.8% (10)	36
H99 My student is developing a sense of community/social responsibility.	22.2% (8)	<b>55.6% (20)</b>	13.9% (5)	0.0% (0)	8.3% (3)	36
H100 My student's school experience is promoting their enthusiasm and desire for learning.	19.4% (7)	<b>41.7% (15)</b>	22.2% (8)	8.3% (3)	8.3% (3)	36
H101 The counseling program has had a positive impact on the school environment.	<b>44.4% (16)</b>	25.0% (9)	5.6% (2)	2.8% (1)	22.2% (8)	36
H102 The counseling program has had a positive impact on my student.	<b>48.6% (17)</b>	20.0% (7)	11.4% (4)	0.0% (0)	20.0% (7)	35
H103 My student is provided with enriching "extras" through assemblies, community service opportunities, leadership, special activities, etc.	13.9% (5)	<b>55.6% (20)</b>	5.6% (2)	5.6% (2)	19.4% (7)	36
H104 Overall, I am happy with my student's high school experience.	30.6% (11)	<b>41.7% (15)</b>	16.7% (6)	5.6% (2)	5.6% (2)	36
	<b>answered question</b>					<b>36</b>
	<b>skipped question</b>					<b>11</b>

<b>19. Communications</b>						
	<b>Strongly Agree</b>	<b>Agree</b>	<b>Disagree</b>	<b>Strongly Disagree</b>	<b>No Opinion</b>	<b>Response Count</b>
H105. I read and value the School Weekly Bulletin.	32.4% (11)	<b>58.8% (20)</b>	0.0% (0)	0.0% (0)	8.8% (3)	34
H106. I attend and value Parent Education Nights.	14.3% (5)	<b>45.7% (16)</b>	11.4% (4)	0.0% (0)	28.6% (10)	35
H107. I attend and value Parent Club meetings.	<b>29.4% (10)</b>	26.5% (9)	20.6% (7)	0.0% (0)	23.5% (8)	34
H108. I attend and value Piedmont Parent Network (PPN) meetings.	5.9% (2)	11.8% (4)	26.5% (9)	2.9% (1)	<b>52.9% (18)</b>	34
H109. I attend and value School Site Council meetings.	6.1% (2)	6.1% (2)	30.3% (10)	0.0% (0)	<b>57.6% (19)</b>	33
H110. I attend and value Back to School Night.	23.5% (8)	<b>61.8% (21)</b>	8.8% (3)	0.0% (0)	5.9% (2)	34
H111. I attend and value Open House.	20.6% (7)	<b>52.9% (18)</b>	11.8% (4)	0.0% (0)	14.7% (5)	34
H112. I read and value the information provided via e-mail.	<b>54.3% (19)</b>	45.7% (16)	0.0% (0)	0.0% (0)	0.0% (0)	35
H113. The number of e-mails is reasonable.	45.7% (16)	<b>51.4% (18)</b>	2.9% (1)	0.0% (0)	0.0% (0)	35
H114. I feel comfortable contacting my child's teacher(s) with questions or concerns.	<b>41.7% (15)</b>	<b>41.7% (15)</b>	16.7% (6)	0.0% (0)	0.0% (0)	36
H115. I feel comfortable contacting MHS administration with questions or concerns.	<b>66.7% (24)</b>	25.0% (9)	5.6% (2)	0.0% (0)	2.8% (1)	36
H116. I feel comfortable contacting the counselor with questions or concerns.	<b>66.7% (24)</b>	27.8% (10)	5.6% (2)	0.0% (0)	0.0% (0)	36
H117. I feel welcomed, appreciated, and supported by my child's school.	<b>51.4% (19)</b>	27.0% (10)	10.8% (4)	5.4% (2)	5.4% (2)	37
H118. I prefer on-line communications over paper.	<b>50.0% (18)</b>	38.9% (14)	0.0% (0)	2.8% (1)	8.3% (3)	36
	<b>answered question</b>					<b>37</b>

	<i>skipped question</i>	<b>10</b>
--	-------------------------	-----------

<b>20. Comments on Millennium High Needs Section: Comments will be provided to the Board of Education and District Administration.</b>		
		<b>Response Count</b>
		11
	<i>answered question</i>	<b>11</b>
	<i>skipped question</i>	<b>36</b>

<b>21. Overall Curriculum Issues - Overall, the district has provided my child(ren) with ...</b>						
	<b>Strongly Agree</b>	<b>Agree</b>	<b>Disagree</b>	<b>Strongly Disagree</b>	<b>No Opinion</b>	<b>Response Count</b>
D1. ... a strong foundation in basic skills.	30.3% (10)	<b>39.4% (13)</b>	18.2% (6)	6.1% (2)	6.1% (2)	33
D2. ... opportunities to develop critical thinking skills.	25.0% (8)	<b>53.1% (17)</b>	9.4% (3)	3.1% (1)	9.4% (3)	32
D3. ... enrichment activities and challenging materials as needed.	18.8% (6)	<b>43.8% (14)</b>	25.0% (8)	0.0% (0)	12.5% (4)	32
D4. ... additional support in the classroom when needed.	28.1% (9)	<b>53.1% (17)</b>	9.4% (3)	3.1% (1)	6.3% (2)	32
D5. ... a program that meets the individual learning needs of my child.	25.0% (8)	<b>56.3% (18)</b>	9.4% (3)	6.3% (2)	3.1% (1)	32
	<i>answered question</i>					<b>33</b>
	<i>skipped question</i>					<b>14</b>

22. For questions D6 and D7, mark NA (Not Applicable) if you do not have personal experience.							
	Strongly Agree	Agree	Disagree	Strongly Disagree	No Opinion	NA	Response Count
D6. My child is well prepared academically for the transition from elementary to middle school.	3.3% (1)	3.3% (1)	0.0% (0)	3.3% (1)	0.0% (0)	<b>90.0% (27)</b>	30
D7. My child is well prepared academically for the transition from middle school to high school.	3.2% (1)	9.7% (3)	6.5% (2)	3.2% (1)	0.0% (0)	<b>77.4% (24)</b>	31
D7a. My child is being well prepared academically for the transition from high school to adulthood.	15.2% (5)	<b>51.5% (17)</b>	18.2% (6)	6.1% (2)	6.1% (2)	3.0% (1)	33
	<b>answered question</b>						<b>33</b>
	<b>skipped question</b>						<b>14</b>

23. Organization/Time Management/Study Skills (appropriate to grade level) Overall, the district is helping my child(ren) learn how to ...							
	Strongly Agree	Agree	Disagree	Strongly Disagree	No Opinion	Response Count	
D8. ...organize his/her work.	12.5% (4)	<b>46.9% (15)</b>	18.8% (6)	12.5% (4)	9.4% (3)	32	
D9. ...meet deadlines.	12.5% (4)	<b>50.0% (16)</b>	15.6% (5)	9.4% (3)	12.5% (4)	32	
D10. ...allocate time wisely.	12.5% (4)	<b>43.8% (14)</b>	18.8% (6)	9.4% (3)	15.6% (5)	32	
D11. ...develop good personal study habits.	9.4% (3)	<b>34.4% (11)</b>	21.9% (7)	15.6% (5)	18.8% (6)	32	
D12. ...study for and take tests.	3.1% (1)	<b>40.6% (13)</b>	28.1% (9)	12.5% (4)	15.6% (5)	32	
D13. ...apply appropriate research skills.	9.4% (3)	<b>53.1% (17)</b>	12.5% (4)	12.5% (4)	12.5% (4)	32	
D14. ...effectively use the library/media center.	6.3% (2)	<b>37.5% (12)</b>	21.9% (7)	9.4% (3)	25.0% (8)	32	
	<b>answered question</b>						<b>32</b>
	<b>skipped question</b>						<b>15</b>

24. Social/Academic Skills (appropriate to grade level)						
	Strongly Agree	Agree	Disagree	Strongly Disagree	No Opinion	Response Count
D15. My child is encouraged to respect the rights and feelings of others.	51.6% (16)	45.2% (14)	0.0% (0)	0.0% (0)	3.2% (1)	31
D16. My child is being shown how to make appropriate choices.	38.7% (12)	51.6% (16)	0.0% (0)	0.0% (0)	9.7% (3)	31
D17. My child is learning how to work well collaboratively.	38.7% (12)	54.8% (17)	0.0% (0)	0.0% (0)	6.5% (2)	31
D18. My child is learning how to work well independently.	30.0% (9)	46.7% (14)	16.7% (5)	3.3% (1)	3.3% (1)	30
D19. My child is provided opportunities to develop leadership skills as appropriate.	25.8% (8)	45.2% (14)	3.2% (1)	3.2% (1)	22.6% (7)	31
D20. My child is being helped to develop effective communication skills.	22.6% (7)	64.5% (20)	0.0% (0)	0.0% (0)	12.9% (4)	31
D21. My child is being motivated to do his/her best work.	16.1% (5)	51.6% (16)	6.5% (2)	12.9% (4)	12.9% (4)	31
	<b><i>answered question</i></b>					<b>31</b>
	<b><i>skipped question</i></b>					<b>16</b>

25. For questions D22 and D23, mark NA (Not Applicable) if you do not have personal experience.							
	Strongly Agree	Agree	Disagree	Strongly Disagree	No Opinion	NA	Response Count
D22. My child is being well prepared socially for the transition from elementary school to middle school.	0.0% (0)	0.0% (0)	0.0% (0)	0.0% (0)	3.3% (1)	<b>96.7% (29)</b>	30
D23. My child is being well prepared socially for the transition from middle school to high school.	0.0% (0)	6.7% (2)	3.3% (1)	0.0% (0)	0.0% (0)	<b>90.0% (27)</b>	30
D23a. My child is being well prepared socially for the transition from high school to adulthood.	25.0% (8)	<b>56.3% (18)</b>	9.4% (3)	6.3% (2)	3.1% (1)	0.0% (0)	32
	<b><i>answered question</i></b>						<b>32</b>
	<b><i>skipped question</i></b>						<b>15</b>

<b>26. Communications:</b>						
	<b>Strongly Agree</b>	<b>Agree</b>	<b>Disagree</b>	<b>Strongly Disagree</b>	<b>No Opinion</b>	<b>Response Count</b>
D24. I read and value the District Newsletter posted on the PUSD website.	6.5% (2)	22.6% (7)	9.7% (3)	0.0% (0)	<b>61.3% (19)</b>	31
D25. I watch/attend and value School Board meetings on KCOM or via the Internet.	0.0% (0)	3.2% (1)	19.4% (6)	0.0% (0)	<b>77.4% (24)</b>	31
D26. I read and value the District information provided via e-mail.	13.3% (4)	<b>40.0% (12)</b>	6.7% (2)	0.0% (0)	<b>40.0% (12)</b>	30
D27. The number of e-mails is reasonable.	13.3% (4)	<b>46.7% (14)</b>	3.3% (1)	0.0% (0)	36.7% (11)	30
D28. I read and value the district website.	6.5% (2)	29.0% (9)	12.9% (4)	0.0% (0)	<b>51.6% (16)</b>	31
D29. I feel comfortable contacting the district office staff with questions or concerns.	19.4% (6)	29.0% (9)	6.5% (2)	3.2% (1)	<b>41.9% (13)</b>	31
D30. I am informed about the district's seismic retrofit program.	12.9% (4)	32.3% (10)	12.9% (4)	6.5% (2)	<b>35.5% (11)</b>	31
D31. I prefer on-line communications over paper.	<b>45.2% (14)</b>	<b>45.2% (14)</b>	0.0% (0)	0.0% (0)	9.7% (3)	31
	<b><i>answered question</i></b>					<b>31</b>
	<b><i>skipped question</i></b>					<b>16</b>

<b>27. Overall Satisfaction.</b>						
	<b>Very Satisfied</b>	<b>Satisfied</b>	<b>Dissatisfied</b>	<b>Very Dissatisfied</b>	<b>Rating Average</b>	<b>Response Count</b>
In general, how satisfied have you been with your experience of the Piedmont Unified School District and its schools?	<b>42.9% (15)</b>	<b>42.9% (15)</b>	11.4% (4)	2.9% (1)	1.74	35
	<b><i>answered question</i></b>					<b>35</b>
	<b><i>skipped question</i></b>					<b>12</b>