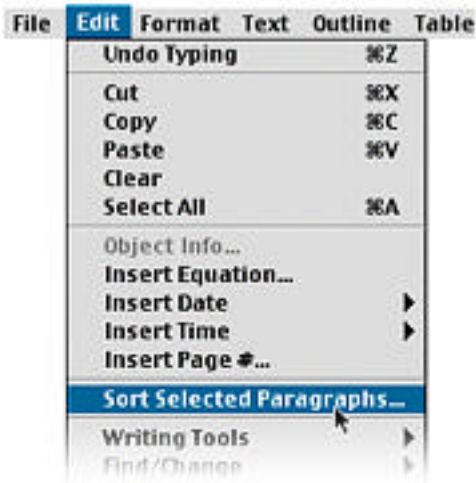


Tech Tip:

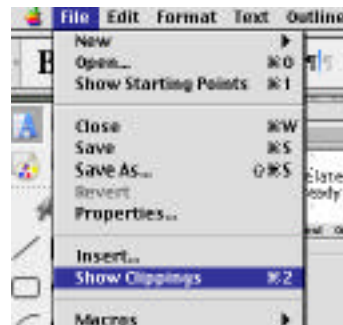
Using Appleworks 6

Appleworks 6 is the latest version of our productivity suite! It runs on both Macs and windows, and is already installed on our iMacs. It has many new features, such as...



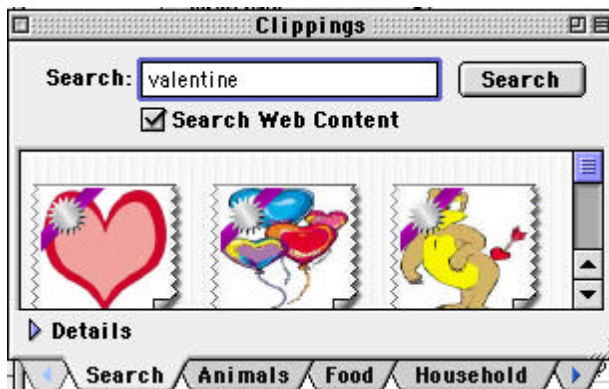
Alphabetize a list!

Highlight your text, then apply the Paragraph Sorting option built into AppleWorks. If you need more flexibility, cut and paste the list into a spreadsheet, alphabetize the list, then paste it back into your document.



More Clip Art!

Search the web for hundreds of pieces of clip art in addition to the clip art Appleworks installed.



Finally Tables!

Appleworks can now make a table without all the spreadsheet stuff getting in the way.

