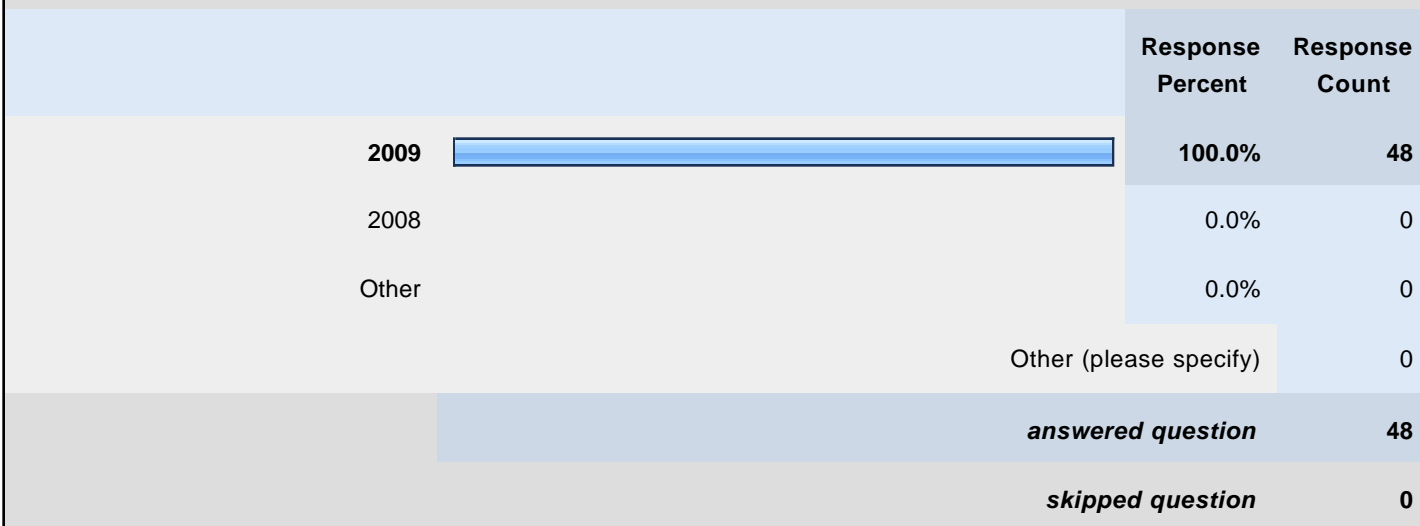
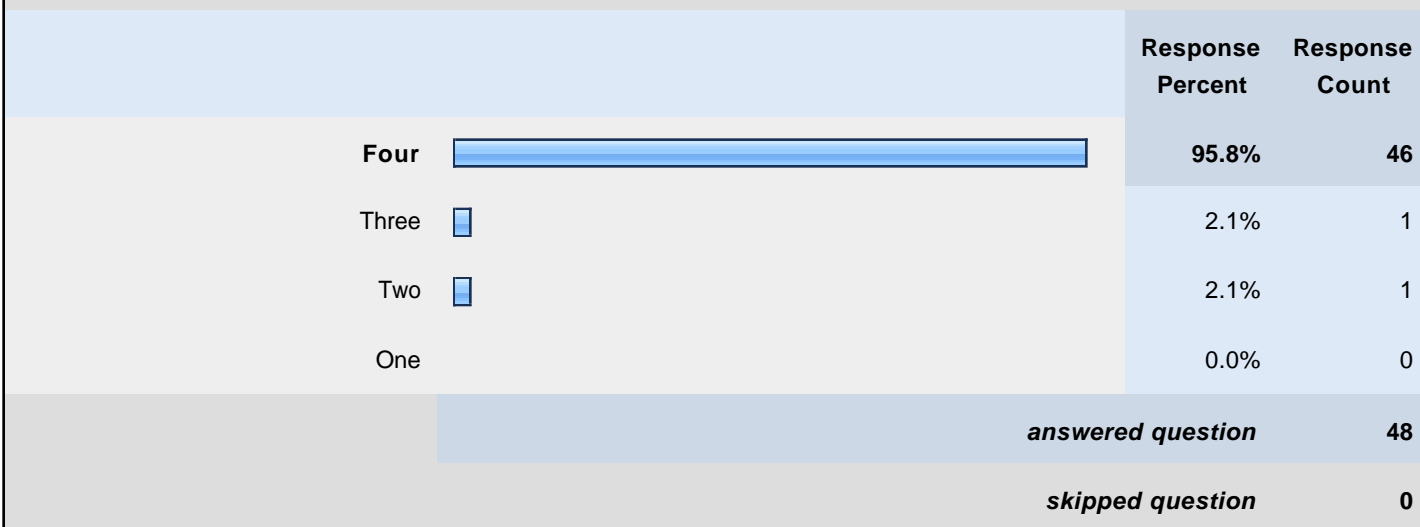


1. What year did you graduate from high school in the Piedmont Unified School District?





2. How many years did you attend high school in the Piedmont Unified School District?










3. Please indicate the number of years you attended Piedmont High School and/or Millennium High School?

	None	1 year	2 years	3 years	4 years	Response Count
Piedmont High School	0.0% (0)	0.0% (0)	2.1% (1)	2.1% (1)	95.8% (46)	48
Millennium High School	100.0% (21)	0.0% (0)	0.0% (0)	0.0% (0)	0.0% (0)	21
<i>answered question</i>						48
<i>skipped question</i>						0

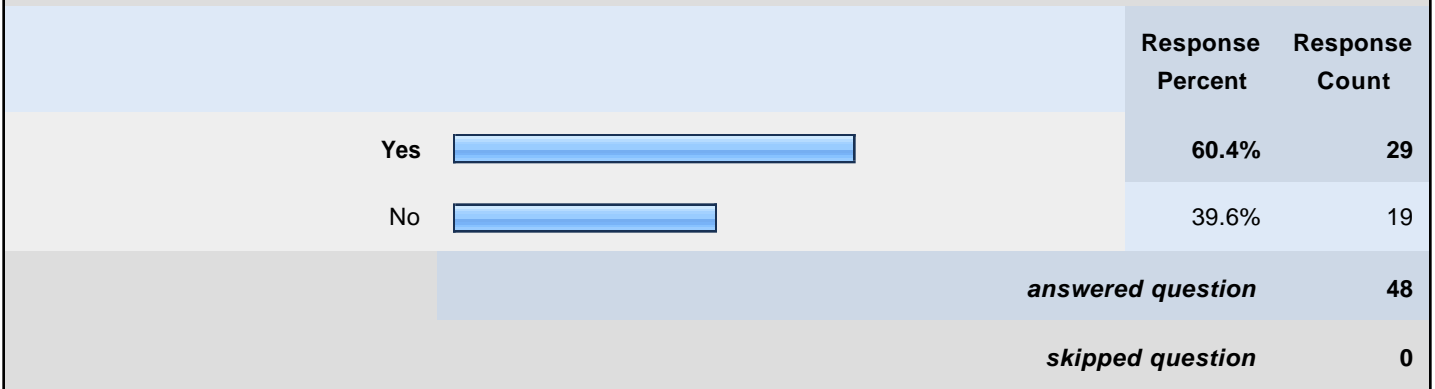
4. Please indicate your gender below.

	Response Percent	Response Count
Female 	45.8%	22
Male 	54.2%	26
<i>answered question</i>		48
<i>skipped question</i>		0

5. What type of an educational institution are you attending today? If you are not attending an educational institution today, please select another answer below.

	Response Percent	Response Count
Two year California Community College 	4.2%	2
Four year California State University campus (CSU) 	8.3%	4
Four year University of California campus (UC) 	31.3%	15
Four year private liberal arts 	43.8%	21
Four year state school of a state outside of California (ex, Univ. of Washington or Univ. of Oregon, etc.) 	8.3%	4
Vocational school 	2.1%	1
Armed services (enlisted)	0.0%	0
Armed services (military academy)	0.0%	0
Not enrolled in an educational institution-working	0.0%	0
Not enrolled in an educational institution-PG year (extra year of high school)	0.0%	0
Not enrolled in an educational institution-year off	0.0%	0
Other (please indicate what you are doing today in the box below) 	2.1%	1
Other (please specify)		1
answered question		48
skipped question		0

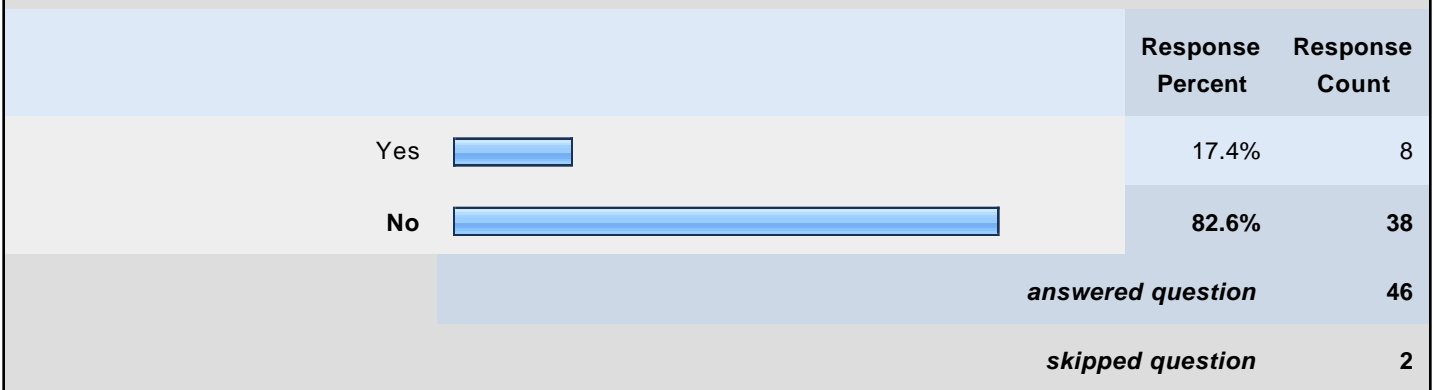
6. Have you declared a major? (if you are not in an educational institution, skip to question 9)



7. If you have declared a major, please indicate in the box below what that major is.



8. Have you declared a minor?



9. If you have declared a minor, please indicate in the box below what that minor is.

	Response Count
	8
<i>answered question</i>	8
<i>skipped question</i>	40

10. As it relates to your current academic or vocational interests, how well prepared do you feel you are in each of the following areas, as a result of the preparation received in high school in the Piedmont Unified School District?

	Extremely Well Prepared	Well Prepared	Prepared	Somewhat Prepared	Not at all prepared	No Experience	Not relevant for studies today
Art	6.7% (3)	15.6% (7)	13.3% (6)	15.6% (7)	0.0% (0)	6.7% (3)	44.4%
Computer Studies	2.2% (1)	17.4% (8)	23.9% (11)	23.9% (11)	13.0% (6)	4.3% (2)	15.2%
English	20.0% (9)	31.1% (14)	28.9% (13)	15.6% (7)	4.4% (2)	0.0% (0)	2.2%
Foreign Language	11.1% (5)	42.2% (19)	8.9% (4)	13.3% (6)	13.3% (6)	0.0% (0)	15.6%
Mathematics	12.8% (6)	38.3% (18)	27.7% (13)	10.6% (5)	6.4% (3)	0.0% (0)	4.3%
Music	6.5% (3)	8.7% (4)	15.2% (7)	8.7% (4)	6.5% (3)	10.9% (5)	43.5%
Physical Education	10.9% (5)	23.9% (11)	19.6% (9)	2.2% (1)	0.0% (0)	2.2% (1)	43.5%
Science	10.9% (5)	41.3% (19)	28.3% (13)	10.9% (5)	2.2% (1)	0.0% (0)	6.5%
Social Psychology	17.8% (8)	20.0% (9)	26.7% (12)	13.3% (6)	6.7% (3)	4.4% (2)	13.3%
Social Studies	21.3% (10)	31.9% (15)	17.0% (8)	17.0% (8)	4.3% (2)	2.1% (1)	6.4%
							<i>answered question</i>
							<i>skipped question</i>

11. When you attended high school in Piedmont Unified, how many years did you study each subject?

	One	Two	Three	Four	No Experience	Response Count
Art	45.8% (22)	8.3% (4)	4.2% (2)	14.6% (7)	29.2% (14)	48
Computer Studies	70.8% (34)	10.4% (5)	4.2% (2)	0.0% (0)	14.6% (7)	48
English	0.0% (0)	2.1% (1)	2.1% (1)	95.8% (46)	0.0% (0)	48
Foreign Language	2.1% (1)	16.7% (8)	47.9% (23)	31.3% (15)	2.1% (1)	48
Mathematics	0.0% (0)	2.1% (1)	12.5% (6)	85.4% (41)	0.0% (0)	48
Music	10.4% (5)	10.4% (5)	4.2% (2)	10.4% (5)	64.6% (31)	48
Physical Education	60.4% (29)	16.7% (8)	10.4% (5)	8.3% (4)	6.3% (3)	48
Science	0.0% (0)	2.1% (1)	19.1% (9)	78.7% (37)	0.0% (0)	47
Social Psychology	87.5% (42)	6.3% (3)	0.0% (0)	0.0% (0)	8.3% (4)	48
Social Studies	0.0% (0)	10.4% (5)	31.3% (15)	60.4% (29)	0.0% (0)	48
					answered question	48
					skipped question	0

12. Relative to your peers at the educational institution you are at today, how well did your Piedmont Unified School District experience prepare you for college in each of the following areas? If you are not at an educational institution today, skip to the next question.

	Extremely Well Prepared	Well Prepared	Prepared	Somewhat Prepared	Not at all prepared	Not relevant for studies/work today	Response Count
Art	4.3% (2)	12.8% (6)	17.0% (8)	8.5% (4)	2.1% (1)	55.3% (26)	
Computer Studies	4.3% (2)	19.1% (9)	21.3% (10)	21.3% (10)	6.4% (3)	27.7% (13)	
English	19.1% (9)	36.2% (17)	23.4% (11)	14.9% (7)	2.1% (1)	4.3% (2)	
Foreign Language	8.5% (4)	29.8% (14)	14.9% (7)	19.1% (9)	10.6% (5)	17.0% (8)	
Mathematics	12.8% (6)	31.9% (15)	27.7% (13)	14.9% (7)	6.4% (3)	6.4% (3)	
Music	10.9% (5)	8.7% (4)	17.4% (8)	2.2% (1)	8.7% (4)	52.2% (24)	
Physical Education	4.3% (2)	32.6% (15)	10.9% (5)	8.7% (4)	0.0% (0)	43.5% (20)	
Science	8.5% (4)	48.9% (23)	21.3% (10)	8.5% (4)	0.0% (0)	12.8% (6)	
Social Psychology	12.8% (6)	25.5% (12)	19.1% (9)	10.6% (5)	4.3% (2)	27.7% (13)	
Social Studies	19.1% (9)	36.2% (17)	14.9% (7)	10.6% (5)	8.5% (4)	10.6% (5)	
						<i>answered question</i>	
						<i>skipped question</i>	

13. Please rate your overall experience with each of the Piedmont Unified high school student support services listed below

	Excellent	Above Average	Average	Below Average	Poor	No Experience	Response Count
Academic Counseling	27.7% (13)	40.4% (19)	21.3% (10)	4.3% (2)	4.3% (2)	2.1% (1)	47
Wellness Center	29.8% (14)	21.3% (10)	6.4% (3)	2.1% (1)	4.3% (2)	38.3% (18)	47
College & Career Center	19.1% (9)	31.9% (15)	36.2% (17)	4.3% (2)	6.4% (3)	2.1% (1)	47
Special Education	8.5% (4)	8.5% (4)	4.3% (2)	0.0% (0)	0.0% (0)	78.7% (37)	47
						answered question	47
						skipped question	1

14. How well do you believe your experience in Piedmont Unified helped you to master the following skills?

	Extremely Well Mastered	Well Mastered	Mastered	Somewhat Mastered	Not at all Mastered	Would have liked more help	Response Count
Oral Skills (Public Speaking)	8.5% (4)	40.4% (19)	19.1% (9)	25.5% (12)	4.3% (2)	4.3% (2)	47
Oral Skills (Class Discussion)	12.8% (6)	46.8% (22)	21.3% (10)	14.9% (7)	2.1% (1)	2.1% (1)	47
Study Skills (Time Management)	10.6% (5)	21.3% (10)	31.9% (15)	21.3% (10)	14.9% (7)	6.4% (3)	47
Study Skills (Test Preparation)	10.6% (5)	25.5% (12)	23.4% (11)	31.9% (15)	6.4% (3)	6.4% (3)	47
Written Skills (Critical/Analysis)	10.6% (5)	38.3% (18)	21.3% (10)	21.3% (10)	6.4% (3)	6.4% (3)	47
Written Skills (Essay/Expository)	12.8% (6)	40.4% (19)	17.0% (8)	21.3% (10)	4.3% (2)	6.4% (3)	47
Written Skills (Creative Writing)	6.4% (3)	19.1% (9)	38.3% (18)	21.3% (10)	12.8% (6)	2.1% (1)	47
Reading Skills (Comprehension)	25.5% (12)	34.0% (16)	23.4% (11)	12.8% (6)	4.3% (2)	2.1% (1)	47
Reading Skills (Vocabulary)	12.8% (6)	48.9% (23)	19.1% (9)	12.8% (6)	4.3% (2)	2.1% (1)	47
Research Skills (Library)	14.9% (7)	42.6% (20)	12.8% (6)	21.3% (10)	6.4% (3)	4.3% (2)	47
Research Skills (Internet)	27.7% (13)	36.2% (17)	19.1% (9)	12.8% (6)	4.3% (2)	0.0% (0)	47
Computer Skills	10.6% (5)	23.4% (11)	29.8% (14)	19.1% (9)	14.9% (7)	4.3% (2)	47
Science Skills (Lab)	8.5% (4)	27.7% (13)	36.2% (17)	8.5% (4)	14.9% (7)	6.4% (3)	47
Science Skills (Equipment Use)	8.7% (4)	32.6% (15)	30.4% (14)	15.2% (7)	10.9% (5)	4.3% (2)	46

Math Skills (Computation)	21.3% (10)	34.0% (16)	21.3% (10)	17.0% (8)	6.4% (3)	2.1% (1)	47
Math Skills (Problem Solving)	21.3% (10)	29.8% (14)	25.5% (12)	14.9% (7)	6.4% (3)	2.1% (1)	47
Critical Thinking Skills	19.6% (9)	45.7% (21)	19.6% (9)	13.0% (6)	2.2% (1)	0.0% (0)	46
Problem Solving Skills	21.3% (10)	42.6% (20)	23.4% (11)	10.6% (5)	2.1% (1)	0.0% (0)	47
Listening Skills	25.5% (12)	42.6% (20)	21.3% (10)	8.5% (4)	2.1% (1)	0.0% (0)	47
Working with Others	23.4% (11)	46.8% (22)	23.4% (11)	6.4% (3)	0.0% (0)	0.0% (0)	47
Leadership Skills	23.4% (11)	34.0% (16)	25.5% (12)	10.6% (5)	6.4% (3)	0.0% (0)	47
Art Skills (Visual)	6.5% (3)	21.7% (10)	26.1% (12)	13.0% (6)	19.6% (9)	13.0% (6)	46
Art Skills (Performing)	10.9% (5)	28.3% (13)	26.1% (12)	6.5% (3)	17.4% (8)	10.9% (5)	46
answered question							47
skipped question							1

15. How important do you believe these skills are in general?

	Extremely Important	Very Important	Important	Slightly important	Not important	No Opinion	Response Count
Oral Skills (Public Speaking)	59.6% (28)	29.8% (14)	10.6% (5)	0.0% (0)	0.0% (0)	0.0% (0)	4
Oral Skills (Class Discussion)	44.7% (21)	34.0% (16)	21.3% (10)	0.0% (0)	0.0% (0)	0.0% (0)	4
Study Skills (Time Management)	74.5% (35)	14.9% (7)	10.6% (5)	0.0% (0)	0.0% (0)	0.0% (0)	4
Study Skills (Test Preparation)	56.5% (26)	21.7% (10)	19.6% (9)	2.2% (1)	0.0% (0)	0.0% (0)	4
Test-taking Skills	48.9% (23)	27.7% (13)	17.0% (8)	4.3% (2)	2.1% (1)	0.0% (0)	4
Written Skills (Critical/Analysis)	61.7% (29)	31.9% (15)	6.4% (3)	2.1% (1)	0.0% (0)	0.0% (0)	4
Written Skills (Essay/Expository)	53.2% (25)	40.4% (19)	6.4% (3)	0.0% (0)	0.0% (0)	0.0% (0)	4
Written Skills (Creative Writing)	14.9% (7)	14.9% (7)	40.4% (19)	21.3% (10)	10.6% (5)	0.0% (0)	4
Reading Skills (Comprehension)	59.6% (28)	31.9% (15)	6.4% (3)	2.1% (1)	0.0% (0)	0.0% (0)	4
Reading Skills (Vocabulary)	42.6% (20)	31.9% (15)	19.1% (9)	8.5% (4)	0.0% (0)	0.0% (0)	4
Research Skills (Library)	34.0% (16)	27.7% (13)	21.3% (10)	17.0% (8)	0.0% (0)	0.0% (0)	4
Research Skills (Internet)	42.6% (20)	34.0% (16)	19.1% (9)	4.3% (2)	0.0% (0)	0.0% (0)	4
Computer Skills	23.4% (11)	34.0% (16)	27.7% (13)	12.8% (6)	2.1% (1)	0.0% (0)	4
Science Skills (Lab)	21.3% (10)	19.1% (9)	27.7% (13)	23.4% (11)	4.3% (2)	6.4% (3)	4
Science Skills (Equipment Use)	17.0% (8)	23.4% (11)	25.5% (12)	23.4% (11)	4.3% (2)	8.5% (4)	4
Math Skills (Computation)	34.0% (16)	31.9% (15)	31.9% (15)	2.1% (1)	0.0% (0)	4.3% (2)	4

Math Skills (Problem Solving)	40.4% (19)	38.3% (18)	17.0% (8)	0.0% (0)	0.0% (0)	4.3% (2)	4
Critical Thinking Skills	66.0% (31)	27.7% (13)	6.4% (3)	0.0% (0)	0.0% (0)	0.0% (0)	4
Problem Solving Skills	66.0% (31)	21.3% (10)	10.6% (5)	0.0% (0)	0.0% (0)	2.1% (1)	4
Listening Skills	59.6% (28)	25.5% (12)	10.6% (5)	2.1% (1)	0.0% (0)	2.1% (1)	4
Working with Others	63.8% (30)	17.0% (8)	17.0% (8)	2.1% (1)	0.0% (0)	0.0% (0)	4
Leadership Skills	59.6% (28)	21.3% (10)	14.9% (7)	4.3% (2)	0.0% (0)	0.0% (0)	4
Art Skills (Visual)	6.4% (3)	10.6% (5)	29.8% (14)	27.7% (13)	17.0% (8)	8.5% (4)	4
Art Skills (Performing)	6.5% (3)	10.9% (5)	28.3% (13)	28.3% (13)	17.4% (8)	8.7% (4)	4
						answered question	4
						skipped question	